

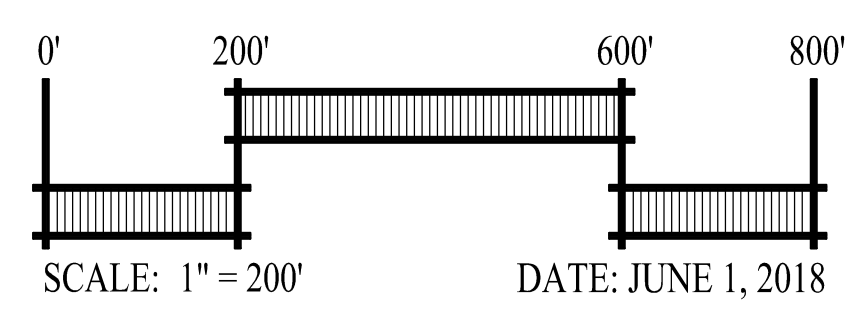
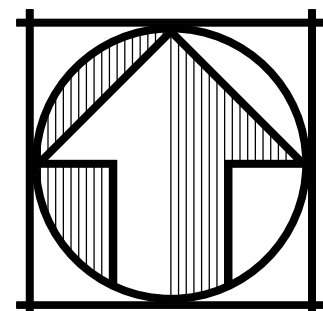


DRAFT

ALAMEDA POINT IMPROVEMENT PACKAGE ENTERPRISE DISTRICT (SITE B)

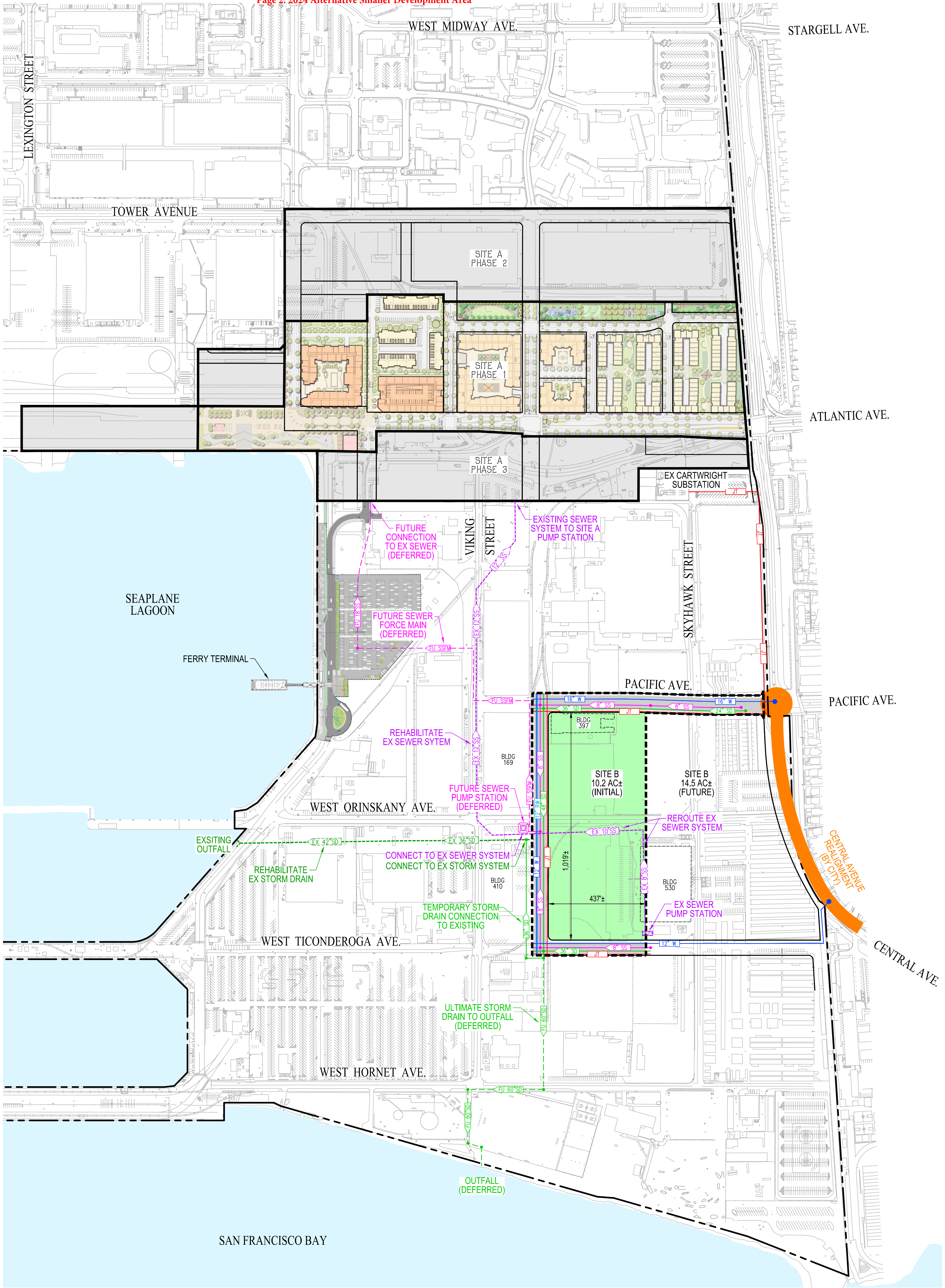
CITY OF ALAMEDA ALAMEDA COUNTY CALIFORNIA

- LEGEND**
- DEVELOPMENT AREAS (NEW CONSTRUCTION)
 - PROPOSED POTABLE WATER
 - PROPOSED RECYCLED WATER
 - PROPOSED JOINT TRENCH
 - PROPOSED STORM DRAIN & DIRECTION OF FLOW
 - PROPOSED SANITARY SEWER & DIRECTION OF FLOW
 - PROPOSED SANITARY SEWER FORCE MAIN & DIRECTION OF FLOW
 - PROPOSED PUMP STATION
 - CONNECT TO EXISTING WATER MAIN
 - PREVIOUSLY DEVELOPED AREAS (SITE A)



Carlson, Barbee & Gibson, Inc.
 CIVIL ENGINEERS • SURVEYORS • PLANNERS

2633 CAMINO RAMON, SUITE 350
 SAN RAMON, CALIFORNIA 94583
 (925) 866-0322
 www.cbang.com

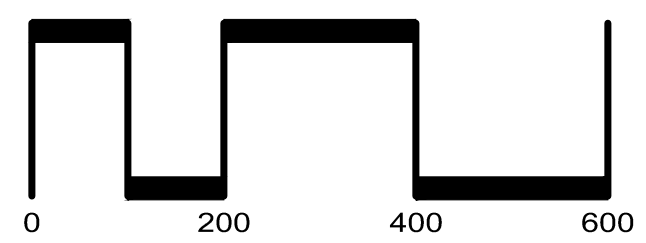



- LEGEND**
- DEVELOPMENT AREAS (NEW CONSTRUCTION)
 - PROPOSED POTABLE WATER
 - PROPOSED RECYCLED WATER
 - PROPOSED JOINT TRENCH
 - PROPOSED STORM DRAIN & DIRECTION OF FLOW
 - FUTURE STORM DRAIN & DIRECTION OF FLOW
 - EXISTING STORM DRAIN & DIRECTION OF FLOW
 - PROPOSED SANITARY SEWER & DIRECTION OF FLOW
 - FUTURE SANITARY SEWER & DIRECTION OF FLOW
 - EXISTING SANITARY SEWER & DIRECTION OF FLOW
 - FUTURE SANITARY SEWER PUMP STATION
 - CONNECT TO EXISTING WATER MAIN
 - SITE A DEVELOPMENT AREAS (PHASE 1 AND FUTURE PHASES 2 & 3)

ALAMEDA POINT IMPROVEMENT PACKAGE ENTERPRISE DISTRICT (SITE B)

CITY OF ALAMEDA ALAMEDA COUNTY CALIFORNIA
 SCALE: 1" = 200' DATE: JUNE, 2024

DRAFT



SAN RAMON (925) 866-0322
 ROSEVILLE (916) 788-4456
 WWW.CBANDG.COM
 SURVEYORS PLANNERS