

TRAFFIC DELINEATION

- 1 6" DASHED YELLOW CENTER LINE
- 2 6" SOLID WHITE LANE LINE
- 3 6" DASHED WHITE LANE LINE
- 4 6" DOUBLE YELLOW CENTER LINE
- 5 CROSS BIKE PER DETAIL # ON SHEET X
- 6 SOLID GREEN BIKE LANE MARKING
- 7 CROSSWALK 11' WIDE
- 8 12" STOP BAR
- 9 STOP PAVEMENT MARKING PER MUTCD FIGURE 3B-23(CA) (HALF-SIZE)
- 10 STOP PAVEMENT MARKING PER MUTCD FIGURE 3B-23(CA)

GENERAL NOTES

1. INSTALL ARROWS, CROSSWALKS, AND PAVEMENT MARKINGS AND MARKERS AS SHOWN.
2. ALL PERMANENT PAVEMENT MARKINGS (ARROWS, LANE LINES, CROSSWALKS, ETC.) SHALL BE THERMOPLASTIC, UNLESS OTHERWISE NOTED.
3. ALL TRAFFIC CONTROL DEVICES SHALL CONFORM TO THE 2014 EDITION OF THE CA MUTCD.
4. CYCLETRACK PAVEMENT OVERLAY NOT SHOWN TO IMPROVE CLARITY (SEE TYPICALS).
5. SAW CUT PAVEMENT REPLACEMENT NOT SHOWN TO IMPROVE CLARITY (SEE TYPICALS).

CONSTRUCTION NOTES

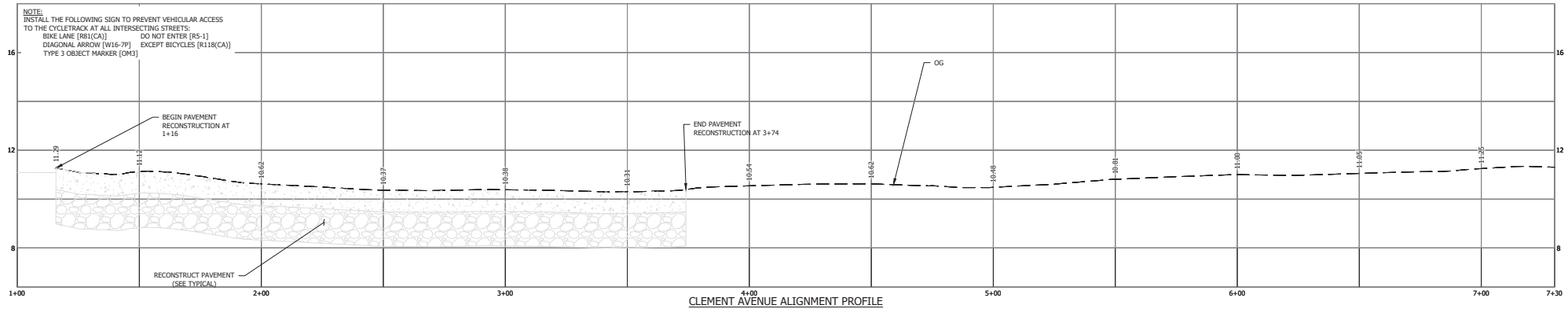
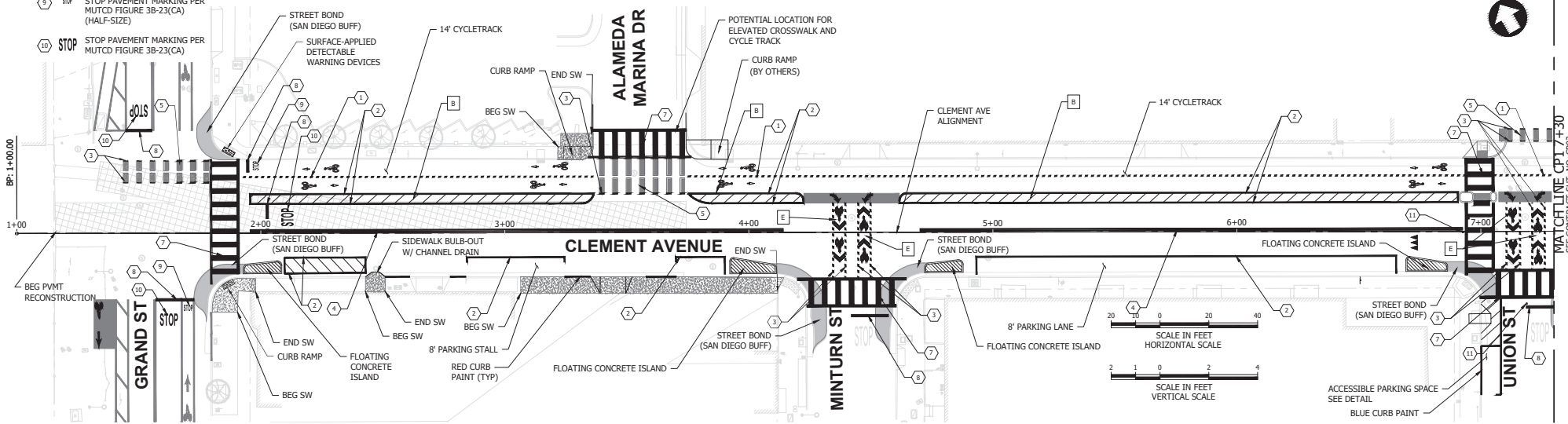
- A CROSSWALKS SHALL BE 11' WIDE, CROSSWALK LINES SHALL BE 12" SOLID WHITE, UNLESS OTHERWISE NOTED; LIMIT LINES SHALL BE 12" SOLID WHITE, UNLESS OTHERWISE NOTED.
- B BIKEWAY BUFFERS* PER DETAIL # ON SHEET X
*ALTERNATIVES INCLUDE: PAINTED BUFFERS, BOLLARDS, LANDSCAPE BOXES, RAISED MEDIAN
- C MEDIAN BUFFER PER DETAIL # ON SHEET X
- D INSTALL GREEN THERMOPLASTIC BIKE LANES PER DETAIL A ON SHEET X.
- E BIKE CROSSING PER DETAIL # ON SHEET X
- F BIKE BOX PER DETAIL # ON SHEET X

SURFACING LEGEND

- RECONSTRUCT PAVEMENT (SEE TYPICALS)
- CONCRETE SIDEWALK
- FLOATING ISLAND (MOUNTABLE AT INTERSECTIONS)

LEGENDS AND SYMBOLS

- PAVEMENT MARKING ARROWS (PROPOSED)
- PAVEMENT MARKING ARROWS (EXISTING)
- BIKE LANE ARROW MARKING (PROPOSED)
- SHARROW
- CROSSWALK YIELD SYMBOLS
- BLUE RETROREFLECTIVE RAISED PAVEMENT MARKER



CLEMENT AVENUE ALIGNMENT PROFILE

PRELIMINARY - NOT FOR CONSTRUCTION

<table border="1"> <tr> <td>REV.</td> <td>DATE</td> <td>BY</td> <td>CHKD</td> <td>APP.</td> <td>DESCRIPTION</td> </tr> <tr> <td> </td> <td> </td> <td> </td> <td> </td> <td> </td> <td> </td> </tr> </table>					REV.	DATE	BY	CHKD	APP.	DESCRIPTION							<table border="1"> <tr> <td>DESIGNED: D. DAVID</td> <td rowspan="5"> </td> </tr> <tr> <td>DRAWN: D. DAVID</td> </tr> <tr> <td>CHECKED: J. GUNTHER</td> </tr> <tr> <td>APPROVED: S. SCHUSTER</td> </tr> <tr> <td>DATE: 4/13/2020</td> </tr> </table>		DESIGNED: D. DAVID		DRAWN: D. DAVID	CHECKED: J. GUNTHER	APPROVED: S. SCHUSTER	DATE: 4/13/2020	<p>CITY OF ALAMEDA</p> <p>APPROVED _____</p>		<p>CLEMENT AVENUE SAFETY IMPROVEMENT PROJECT</p> <p>CONSTRUCTION PLAN AND PROFILE, CHANNELIZATION</p>		<table border="1"> <tr> <td>CADD FILENAME: 234996_CON.DWG</td> <td>CONTRACT NO. 234996</td> <td>REV. 0</td> </tr> <tr> <td>SIZE: SCALE D AS SHOWN</td> <td>CONTRACT SHEET NO. CP01</td> <td>PAGE NO. 25</td> </tr> </table>		CADD FILENAME: 234996_CON.DWG	CONTRACT NO. 234996	REV. 0	SIZE: SCALE D AS SHOWN	CONTRACT SHEET NO. CP01	PAGE NO. 25
REV.	DATE	BY	CHKD	APP.	DESCRIPTION																															
DESIGNED: D. DAVID																																				
DRAWN: D. DAVID																																				
CHECKED: J. GUNTHER																																				
APPROVED: S. SCHUSTER																																				
DATE: 4/13/2020																																				
CADD FILENAME: 234996_CON.DWG	CONTRACT NO. 234996	REV. 0																																		
SIZE: SCALE D AS SHOWN	CONTRACT SHEET NO. CP01	PAGE NO. 25																																		

G:\GUNTHER\ Apr 13, 2020 - 11:09pm C:\pdmext\gunt\proj\234996_CON.dwg

TRAFFIC DELINEATION

- ① 6" DASHED YELLOW CENTER LINE
- ② 6" SOLID WHITE LANE LINE
- ③ 6" DASHED WHITE LANE LINE
- ④ 6" DOUBLE YELLOW CENTER LINE
- ⑤ CROSS BIKE PER DETAIL # ON SHEET X
- ⑥ SOLID GREEN BIKE LANE MARKING
- ⑦ CROSSWALK 11' WIDE
- ⑧ 12" STOP BAR
- ⑨ STOP PAVEMENT MARKING PER MUTCD FIGURE 3B-23(CA) (HALF-SIZE)
- ⑩ STOP PAVEMENT MARKING PER MUTCD FIGURE 3B-23(CA)

GENERAL NOTES

1. INSTALL ARROWS, CROSSWALKS, AND PAVEMENT MARKINGS AND MARKERS AS SHOWN.
2. ALL PERMANENT PAVEMENT MARKINGS (ARROWS, LANE LINES, CROSSWALKS, ETC.) SHALL BE THERMOPLASTIC, UNLESS OTHERWISE NOTED.
3. ALL TRAFFIC CONTROL DEVICES SHALL CONFORM TO THE 2014 EDITION OF THE CA MUTCD.
4. CYCLETRACK PAVEMENT OVERLAY NOT SHOWN TO IMPROVE CLARITY (SEE TYPICALS).
5. SAW CUT PAVEMENT REPLACEMENT NOT SHOWN TO IMPROVE CLARITY (SEE TYPICALS).

CONSTRUCTION NOTES

- A CROSSWALKS SHALL BE 11' WIDE, CROSSWALK LINES SHALL BE 12" SOLID WHITE, UNLESS OTHERWISE NOTED; LIMIT LINES SHALL BE 12" SOLID WHITE, UNLESS OTHERWISE NOTED.
- B BIKEWAY BUFFERS* PER DETAIL # ON SHEET X
*ALTERNATIVES INCLUDE: PAINTED BUFFERS, BOLLARDS, LANDSCAPE BOXES, RAISED MEDIAN
- C MEDIAN BUFFER PER DETAIL # ON SHEET X
- D INSTALL GREEN THERMOPLASTIC BIKE LANES PER DETAIL A ON SHEET X.
- E BIKE CROSSING PER DETAIL # ON SHEET X
- F BIKE BOX PER DETAIL # ON SHEET X

SURFACING LEGEND

- RECONSTRUCT PAVEMENT (SEE TYPICALS)
- CONCRETE SIDEWALK
- FLOATING ISLAND (MOUNTABLE AT INTERSECTIONS)

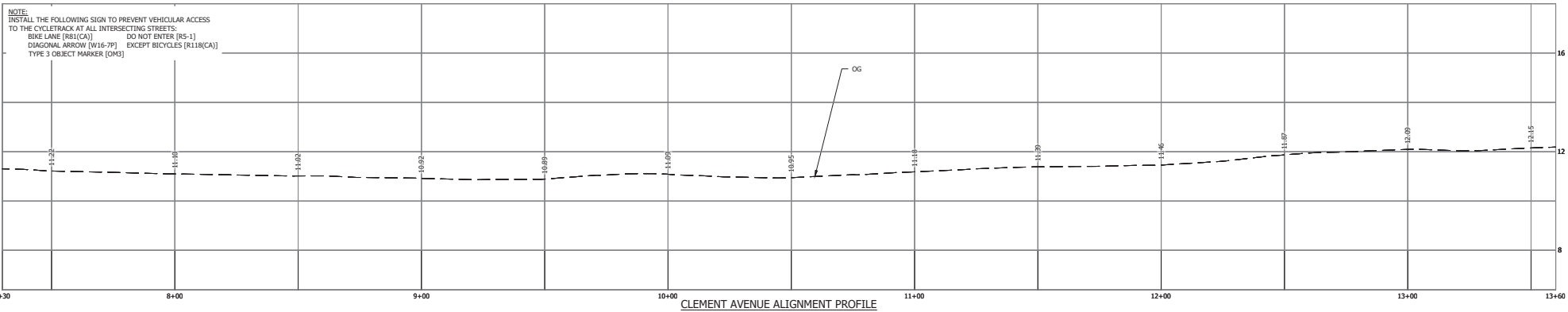
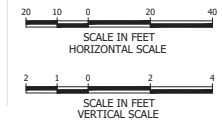
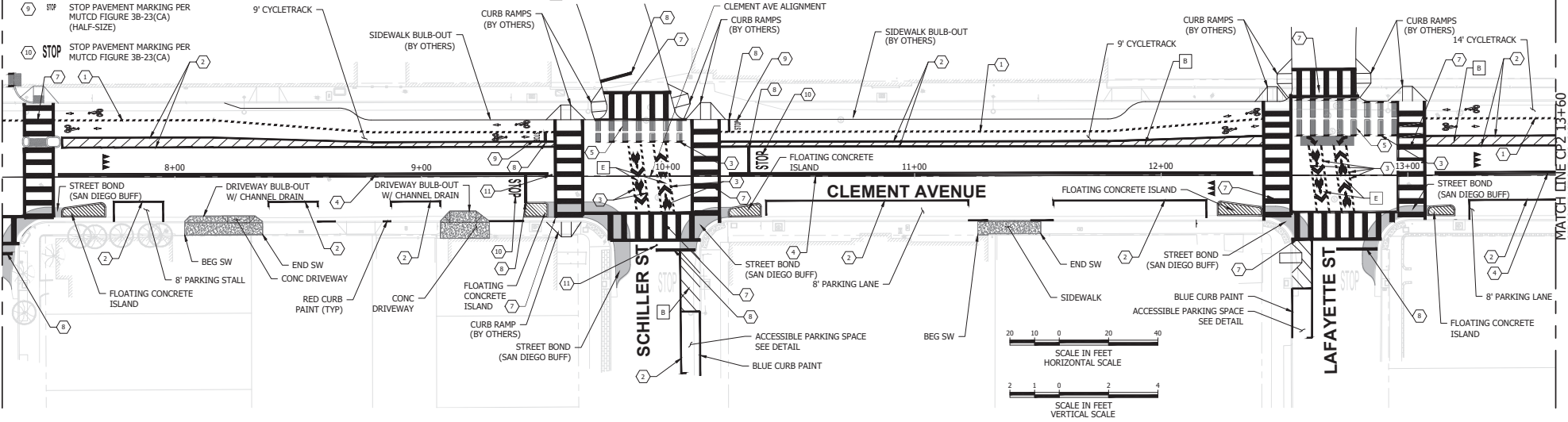
LEGENDS AND SYMBOLS

- PAVEMENT MARKING ARROWS (PROPOSED)
- PAVEMENT MARKING ARROWS (EXISTING)
- BIKE LANE ARROW MARKING (PROPOSED)
- SHARROW
- CROSSWALK YIELD SYMBOLS
- BLUE RETROREFLECTIVE RAISED PAVEMENT MARKER



MATCH LINE CP174-30
SEE CONTRACT SHT. NO. CP01

MATCH LINE CP134-60
SEE CONTRACT SHT. NO. CP02



NOTE:
INSTALL THE FOLLOWING SIGN TO PREVENT VEHICULAR ACCESS TO THE CYCLETRACK AT ALL INTERSECTING STREETS:
BIKE LANE (R11(CA)) DO NOT ENTER (R5-1)
DIAGONAL ARROW (W16-7P) EXCEPT BICYCLES (R18(CA))
TYPE 3 OBJECT MARKER (O13)

CLEMENT AVENUE ALIGNMENT PROFILE

PRELIMINARY - NOT FOR CONSTRUCTION

<table border="1"> <tr> <td>DESIGNED: D. DAVID</td> <td rowspan="5"> </td> <td rowspan="5"> CITY OF ALAMEDA APPROVED _____ </td> </tr> <tr> <td>DRAWN: D. DAVID</td> </tr> <tr> <td>CHECKED: J. GUNTHER</td> </tr> <tr> <td>APPROVED: S. SCHUSTER</td> </tr> <tr> <td>DATE: 4/13/2020</td> </tr> </table>					DESIGNED: D. DAVID		CITY OF ALAMEDA APPROVED _____	DRAWN: D. DAVID	CHECKED: J. GUNTHER	APPROVED: S. SCHUSTER	DATE: 4/13/2020	CLEMMENT AVENUE SAFETY IMPROVEMENT PROJECT CONSTRUCTION PLAN AND PROFILE, CHANNELIZATION		CADD FILENAME: 234996_CON.DWG SIZE: SCALE D AS SHOWN CONTRACT NO.: 234996 CONTRACT SHEET NO.: CP02		REV. 0 PAGE NO. 26
DESIGNED: D. DAVID		CITY OF ALAMEDA APPROVED _____														
DRAWN: D. DAVID																
CHECKED: J. GUNTHER																
APPROVED: S. SCHUSTER																
DATE: 4/13/2020																
REV.	DATE	BY	CHKD	APP.	DESCRIPTION											

Apr 13, 2020 6:18pm C:\Users\jensid\appdata\local\temp\appdata\local\temp\Publi..._1275596_234996_CON.dwg
 D:\DWG\ Apr 13, 2020 6:18pm C:\Users\jensid\appdata\local\temp\appdata\local\temp\Publi..._1275596_234996_CON.dwg

TRAFFIC DELINEATION

- ① 6" DASHED YELLOW CENTER LINE
- ② 6" SOLID WHITE LANE LINE
- ③ 6" DASHED WHITE LANE LINE
- ④ 6" DOUBLE YELLOW CENTER LINE
- ⑤ CROSS BIKE PER DETAIL # ON SHEET X
- ⑥ SOLID GREEN BIKE LANE MARKING
- ⑦ CROSSWALK 11' WIDE
- ⑧ 12" STOP BAR
- ⑨ STOP PAVEMENT MARKING PER MUTCD FIGURE 3B-23(CA) (HALF-SIZE)
- ⑩ STOP PAVEMENT MARKING PER MUTCD FIGURE 3B-23(CA)

GENERAL NOTES

1. INSTALL ARROWS, CROSSWALKS, AND PAVEMENT MARKINGS AND MARKERS AS SHOWN.
2. ALL PERMANENT PAVEMENT MARKINGS (ARROWS, LANE LINES, CROSSWALKS, ETC.) SHALL BE THERMOPLASTIC, UNLESS OTHERWISE NOTED.
3. ALL TRAFFIC CONTROL DEVICES SHALL CONFORM TO THE 2014 EDITION OF THE CA MUTCD.
4. CYCLETRACK PAVEMENT OVERLAY NOT SHOWN TO IMPROVE CLARITY (SEE TYPICALS).
5. SAW CUT PAVEMENT REPLACEMENT NOT SHOWN TO IMPROVE CLARITY (SEE TYPICALS).

CONSTRUCTION NOTES

- A CROSSWALKS SHALL BE 11' WIDE, CROSSWALK LINES SHALL BE 12" SOLID WHITE, UNLESS OTHERWISE NOTED; LIMIT LINES SHALL BE 12" SOLID WHITE, UNLESS OTHERWISE NOTED.
- B BIKEWAY BUFFERS* PER DETAIL # ON SHEET X
*ALTERNATIVES INCLUDE: PAINTED BUFFERS, BOLLARDS, LANDSCAPE BOXES, RAISED MEDIAN
- C MEDIAN BUFFER PER DETAIL # ON SHEET X
- D INSTALL GREEN THERMOPLASTIC BIKE LANES PER DETAIL A ON SHEET X.
- E BIKE CROSSING PER DETAIL # ON SHEET X
- F BIKE BOX PER DETAIL # ON SHEET X

SURFACING LEGEND

- RECONSTRUCT PAVEMENT (SEE TYPICALS)
- CONCRETE SIDEWALK
- FLOATING ISLAND (MOUNTABLE AT INTERSECTIONS)

LEGENDS AND SYMBOLS

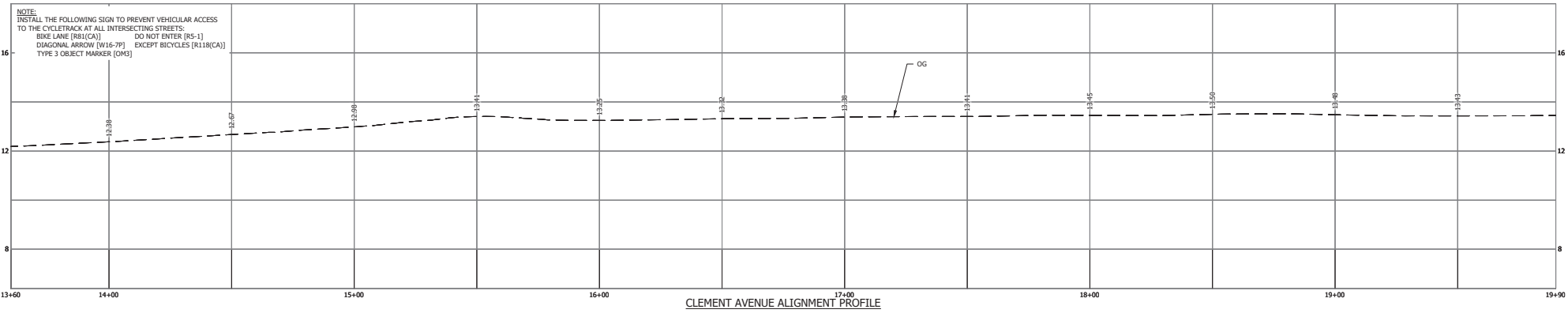
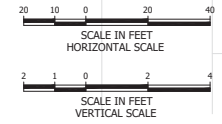
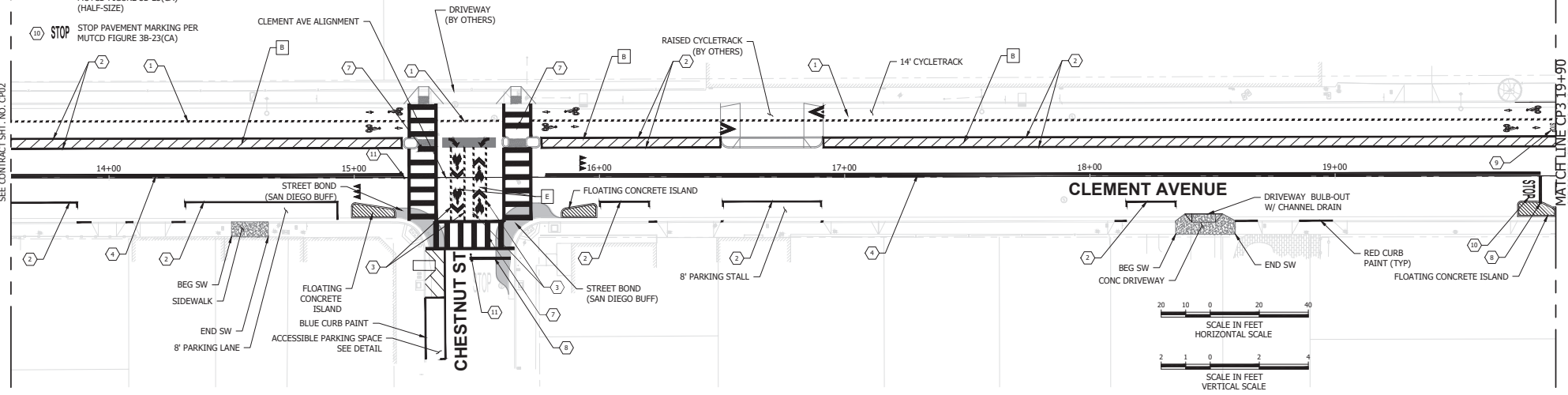
- PAVEMENT MARKING ARROWS (PROPOSED)
- PAVEMENT MARKING ARROWS (EXISTING)
- BIKE LANE ARROW MARKING (PROPOSED)
- SHARROW
- CROSSWALK YIELD SYMBOLS
- BLUE RETROREFLECTIVE RAISED PAVEMENT MARKER

30%



MATCHLINE CP2 13+60
SEE CONTRACT SHT. NO. CP02

MATCHLINE CP3 19+90
SEE CONTRACT SHT. NO. CP04



NOTE:
 INSTALL THE FOLLOWING SIGN TO PREVENT VEHICULAR ACCESS TO THE CYCLETRACK AT ALL INTERSECTING STREETS:
 BIKE LANE [R11(CA)] DO NOT ENTER [R5-1]
 DIAGONAL ARROW [W16-7P] EXCEPT BICYCLES [R18(CA)]
 TYPE 3 OBJECT MARKER [O183]

PRELIMINARY - NOT FOR CONSTRUCTION

CITY OF ALAMEDA 					CLEMET AVENUE SAFETY IMPROVEMENT PROJECT CONSTRUCTION PLAN AND PROFILE, CHANNELIZATION		CADD FILENAME: 234996_CON.DWG SIZE: SCALE D AS SHOWN	
DESIGNED: D. DAVID DRAWN: D. DAVID CHECKED: J. GUNTER APPROVED: S. SCHUSTER DATE: 4/13/2020					APPROVED: _____		CONTRACT NO.: 234996 CONTRACT SHEET NO.: CP03 REV. 0 PAGE NO. 27	
REV.	DATE	BY	CKD	APP.	DESCRIPTION			

TRAFFIC DELINEATION

- ① 6" DASHED YELLOW CENTER LINE
- ② 6" SOLID WHITE LANE LINE
- ③ 6" DASHED WHITE LANE LINE
- ④ 6" DOUBLE YELLOW CENTER LINE
- ⑤ CROSS BIKE PER DETAIL # ON SHEET X
- ⑥ SOLID GREEN BIKE LANE MARKING
- ⑦ CROSSWALK 11' WIDE
- ⑧ 12" STOP BAR
- ⑨ STOP PAVEMENT MARKING PER MUTCD FIGURE 3B-23(CA) (HALF-SIZE)
- ⑩ STOP PAVEMENT MARKING PER MUTCD FIGURE 3B-23(CA)

GENERAL NOTES

1. INSTALL ARROWS, CROSSWALKS, AND PAVEMENT MARKINGS AND MARKERS AS SHOWN.
2. ALL PERMANENT PAVEMENT MARKINGS (ARROWS, LANE LINES, CROSSWALKS, ETC.) SHALL BE THERMOPLASTIC, UNLESS OTHERWISE NOTED.
3. ALL TRAFFIC CONTROL DEVICES SHALL CONFORM TO THE 2014 EDITION OF THE CA MUTCD.
4. CYCLETRACK PAVEMENT OVERLAY NOT SHOWN TO IMPROVE CLARITY (SEE TYPICALS).
5. SAW CUT PAVEMENT REPLACEMENT NOT SHOWN TO IMPROVE CLARITY (SEE TYPICALS).

CONSTRUCTION NOTES

- A CROSSWALKS SHALL BE 11' WIDE, CROSSWALK LINES SHALL BE 12" SOLID WHITE, UNLESS OTHERWISE NOTED; LIMIT LINES SHALL BE 12" SOLID WHITE, UNLESS OTHERWISE NOTED.
- B BIKEWAY BUFFERS* PER DETAIL # ON SHEET X
*ALTERNATIVES INCLUDE: PAINTED BUFFERS, BOLLARDS, LANDSCAPE BOXES, RAISED MEDIAN
- C MEDIAN BUFFER PER DETAIL # ON SHEET X
- D INSTALL GREEN THERMOPLASTIC BIKE LANES PER DETAIL A ON SHEET X.
- E BIKE CROSSING PER DETAIL # ON SHEET X
- F BIKE BOX PER DETAIL # ON SHEET X

SURFACING LEGEND

- RECONSTRUCT PAVEMENT (SEE TYPICALS)
- CONCRETE SIDEWALK
- FLOATING ISLAND (MOUNTABLE AT INTERSECTIONS)

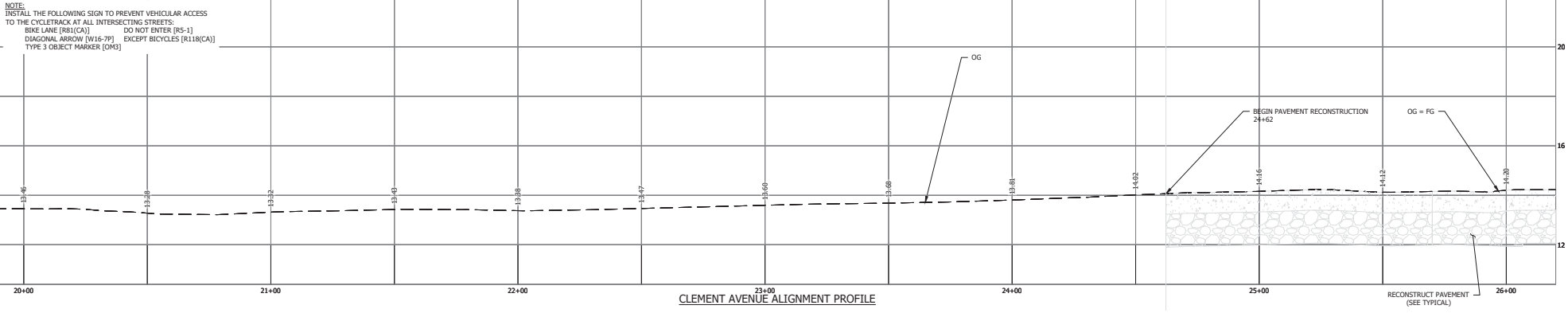
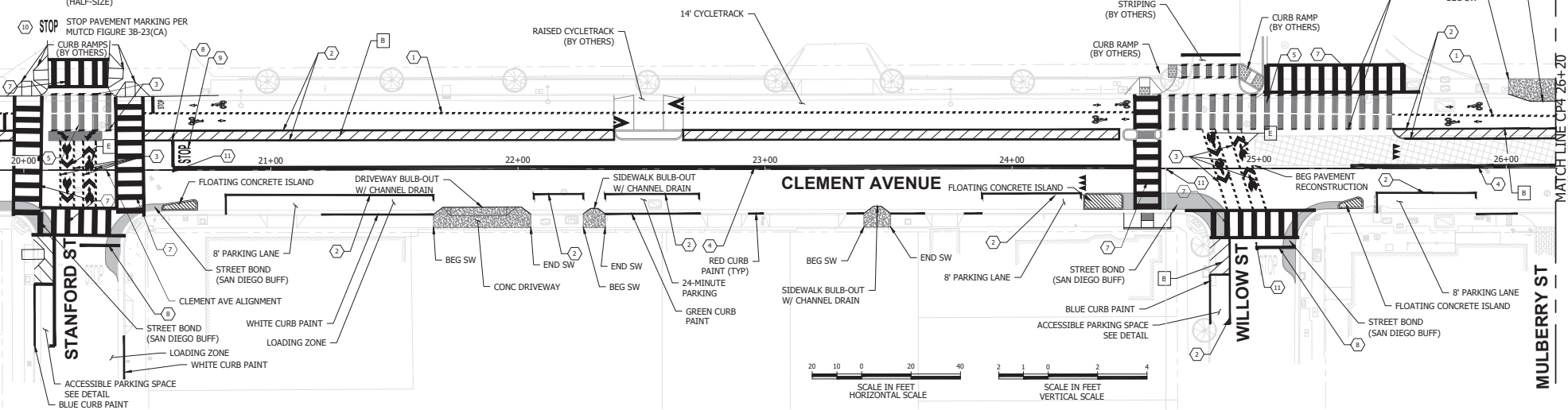
LEGENDS AND SYMBOLS

- PAVEMENT MARKING ARROWS (PROPOSED)
- PAVEMENT MARKING ARROWS (EXISTING)
- BIKE LANE ARROW MARKING (PROPOSED)
- SHARROW
- CROSSWALK YIELD SYMBOLS
- BLUE RETROREFLECTIVE RAISED PAVEMENT MARKER



MATCH LINE CP3 19+90
SEE CONTRACT SHEET NO. CP03

MATCH LINE CP4 26+20
SEE CONTRACT SHEET NO. CP05



NOTE:
INSTALL THE FOLLOWING SIGN TO PREVENT VEHICULAR ACCESS TO THE CYCLETRACK AT ALL INTERSECTING STREETS:
BIKE LANE [R11(CA)] DO NOT ENTER [R5-1]
DIAGONAL ARROW [W16-7P] EXCEPT BICYCLES [R18(CA)]
TYPE 3 OBJECT MARKER [O13]

PRELIMINARY - NOT FOR CONSTRUCTION

<p>CITY OF ALAMEDA</p>					<p>CLEMENT AVENUE SAFETY IMPROVEMENT PROJECT</p> <p>CONSTRUCTION PLAN AND PROFILE, CHANNELIZATION</p>		<p>CADD FILENAME: 234996_CON.DWG</p> <p>SIZE: SCALE AS SHOWN</p> <p>CONTRACT NO. 234996</p> <p>CONTRACT SHEET NO. CP04</p>	
DESIGNED: D. DAVID	DRAWN: D. DAVID	CHECKED: J. GUNTER	APPROVED: S. SCHUSTER	DATE: 4/13/2020				
REV.	DATE	BY	CHK	APP.	DESCRIPTION	APPROVED	<p>REV. 0</p> <p>PAGE NO. 28</p>	

DAVID Apr 13, 2020 6:18pm C:\Users\jensid\appdata\local\Temp\appdata\local\Temp\Pub\Pub\127536\234996_CON.dwg

30%

TRAFFIC DELINEATION

- ① 6" DASHED YELLOW CENTER LINE
- ② 6" SOLID WHITE LANE LINE
- ③ 6" DASHED WHITE LANE LINE
- ④ 6" DOUBLE YELLOW CENTER LINE
- ⑤ CROSS BIKE PER DETAIL # ON SHEET X
- ⑥ SOLID GREEN BIKE LANE MARKING
- ⑦ CROSSWALK 11' WIDE
- ⑧ 12" STOP BAR
- ⑨ STOP PAVEMENT MARKING PER MUTCD FIGURE 3B-23(CA) (HALF-SIZE)
- ⑩ STOP PAVEMENT MARKING PER MUTCD FIGURE 3B-23(CA)

GENERAL NOTES

1. INSTALL ARROWS, CROSSWALKS, AND PAVEMENT MARKINGS AND MARKERS AS SHOWN.
2. ALL PERMANENT PAVEMENT MARKINGS (ARROWS, LANE LINES, CROSSWALKS, ETC.) SHALL BE THERMOPLASTIC, UNLESS OTHERWISE NOTED.
3. ALL TRAFFIC CONTROL DEVICES SHALL CONFORM TO THE 2014 EDITION OF THE CA MUTCD.
4. CYCLETRACK PAVEMENT OVERLAY NOT SHOWN TO IMPROVE CLARITY (SEE TYPICALS).
5. SAW CUT PAVEMENT REPLACEMENT NOT SHOWN TO IMPROVE CLARITY (SEE TYPICALS).

CONSTRUCTION NOTES

- A CROSSWALKS SHALL BE 11' WIDE, CROSSWALK LINES SHALL BE 12" SOLID WHITE, UNLESS OTHERWISE NOTED; LIMIT LINES SHALL BE 12" SOLID WHITE, UNLESS OTHERWISE NOTED.
- B BIKEWAY BUFFERS* PER DETAIL # ON SHEET X
*ALTERNATIVES INCLUDE: PAINTED BUFFERS, BOLLARDS, LANDSCAPE BOXES, RAISED MEDIAN
- C MEDIAN BUFFER PER DETAIL # ON SHEET X
- D INSTALL GREEN THERMOPLASTIC BIKE LANES PER DETAIL A ON SHEET X.
- E BIKE CROSSING PER DETAIL # ON SHEET X
- F BIKE BOX PER DETAIL # ON SHEET X

SURFACING LEGEND

- RECONSTRUCT PAVEMENT (SEE TYPICALS)
- CONCRETE SIDEWALK
- FLOATING ISLAND (MOUNTABLE AT INTERSECTIONS)

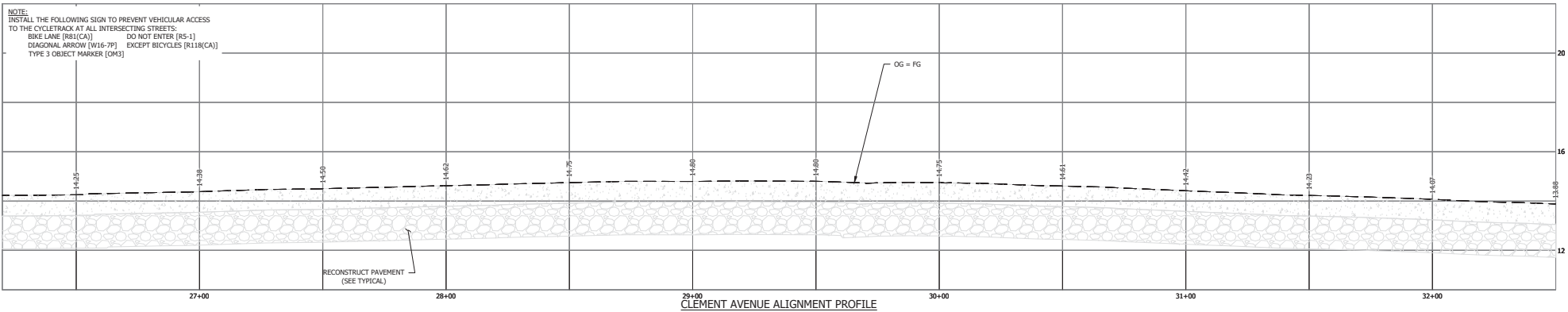
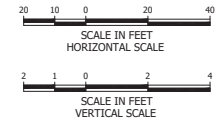
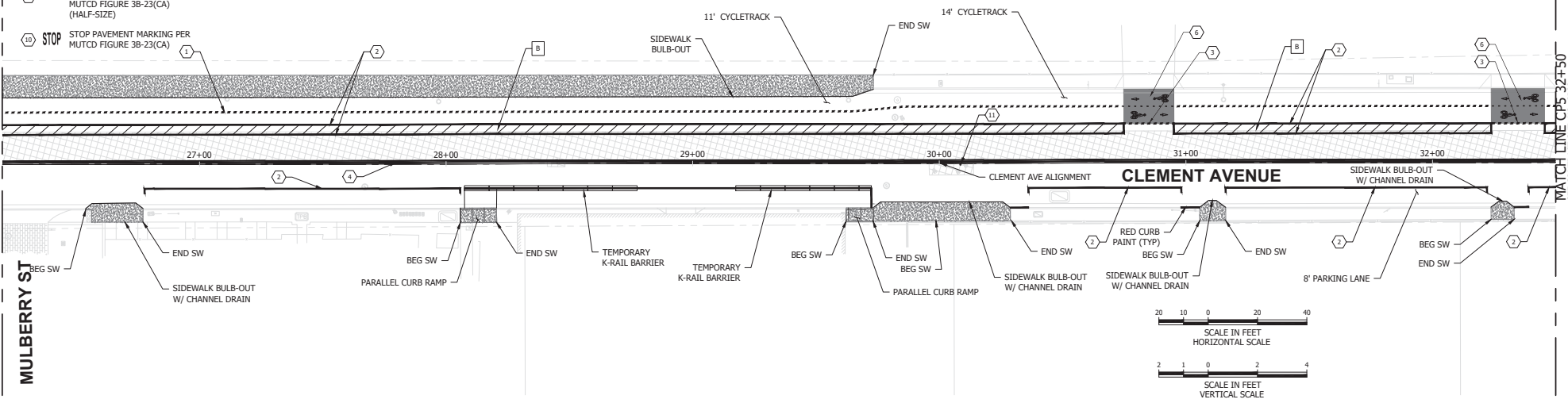
LEGENDS AND SYMBOLS

- PAVEMENT MARKING ARROWS (PROPOSED)
- PAVEMENT MARKING ARROWS (EXISTING)
- BIKE LANE ARROW MARKING (PROPOSED)
- SHARROW
- CROSSWALK YIELD SYMBOLS
- BLUE RETROREFLECTIVE RAISED PAVEMENT MARKER



MATCH LINE CP4 26+20
SEE CONTRACT SHT. NO. CP4

MATCH LINE CP5 32+50
SEE CONTRACT SHT. NO. CP5



NOTE:
INSTALL THE FOLLOWING SIGN TO PREVENT VEHICULAR ACCESS TO THE CYCLETRACK AT ALL INTERSECTING STREETS:
BIKE LANE [R11(CA)] DO NOT ENTER [R5-1]
DIAGONAL ARROW [W16-7P] EXCEPT BICYCLES [R18(CA)]
TYPE 3 OBJECT MARKER [O13]

PRELIMINARY - NOT FOR CONSTRUCTION

<p>CITY OF ALAMEDA</p>					<p>CLEMENT AVENUE SAFETY IMPROVEMENT PROJECT</p> <p>CONSTRUCTION PLAN AND PROFILE, CHANNELIZATION</p>		<p>CADD FILENAME 234996_CON.DWG</p> <p>SIZE: SCALE D AS SHOWN</p> <p>CONTRACT NO. 234996</p> <p>CONTRACT SHEET NO. CP05</p>		<p>REV. 0</p> <p>PAGE NO. 29</p>	
REV.	DATE	BY	CKD	APP.	DESCRIPTION	DESIGNED: D. DAVID	DRAWN: D. DAVID	CHECKED: J. GUNTHER	APPROVED: S. SCHUSTER	DATE: 4/13/2020

GUNTHERHJ Apr 13, 2020 - 11:12pm C:\pdmext\gunttherj\234996_CON.dwg

30%

TRAFFIC DELINEATION

- ① 6" DASHED YELLOW CENTER LINE
- ② 6" SOLID WHITE LANE LINE
- ③ 6" DASHED WHITE LANE LINE
- ④ 6" DOUBLE YELLOW CENTER LINE
- ⑤ CROSS BIKE PER DETAIL # ON SHEET X
- ⑥ SOLID GREEN BIKE LANE MARKING
- ⑦ CROSSWALK 11" WIDE
- ⑧ 12" STOP BAR
- ⑨ STOP PAVEMENT MARKING PER MUTCD FIGURE 3B-23(CA) (HALF-SIZE)
- ⑩ STOP PAVEMENT MARKING PER MUTCD FIGURE 3B-23(CA)

GENERAL NOTES

1. INSTALL ARROWS, CROSSWALKS, AND PAVEMENT MARKINGS AND MARKERS AS SHOWN.
2. ALL PERMANENT PAVEMENT MARKINGS (ARROWS, LANE LINES, CROSSWALKS, ETC.) SHALL BE THERMOPLASTIC, UNLESS OTHERWISE NOTED.
3. ALL TRAFFIC CONTROL DEVICES SHALL CONFORM TO THE 2014 EDITION OF THE CA MUTCD.
4. CYCLETRACK PAVEMENT OVERLAY NOT SHOWN TO IMPROVE CLARITY (SEE TYPICALS).
5. SAW CUT PAVEMENT REPLACEMENT NOT SHOWN TO IMPROVE CLARITY (SEE TYPICALS).

CONSTRUCTION NOTES

- A CROSSWALKS SHALL BE 11" WIDE, CROSSWALK LINES SHALL BE 12" SOLID WHITE, UNLESS OTHERWISE NOTED; LIMIT LINES SHALL BE 12" SOLID WHITE, UNLESS OTHERWISE NOTED.
- B BIKEWAY BUFFERS* PER DETAIL # ON SHEET X
*ALTERNATIVES INCLUDE: PAINTED BUFFERS, BOLLARDS, LANDSCAPE BOXES, RAISED MEDIAN
- C MEDIAN BUFFER PER DETAIL # ON SHEET X
- D INSTALL GREEN THERMOPLASTIC BIKE LANES PER DETAIL A ON SHEET X.
- E BIKE CROSSING PER DETAIL # ON SHEET X
- F BIKE BOX PER DETAIL # ON SHEET X

SURFACING LEGEND

- RECONSTRUCT PAVEMENT (SEE TYPICALS)
- CONCRETE SIDEWALK
- FLOATING ISLAND (MOUNTABLE AT INTERSECTIONS)


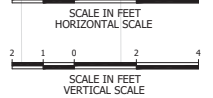
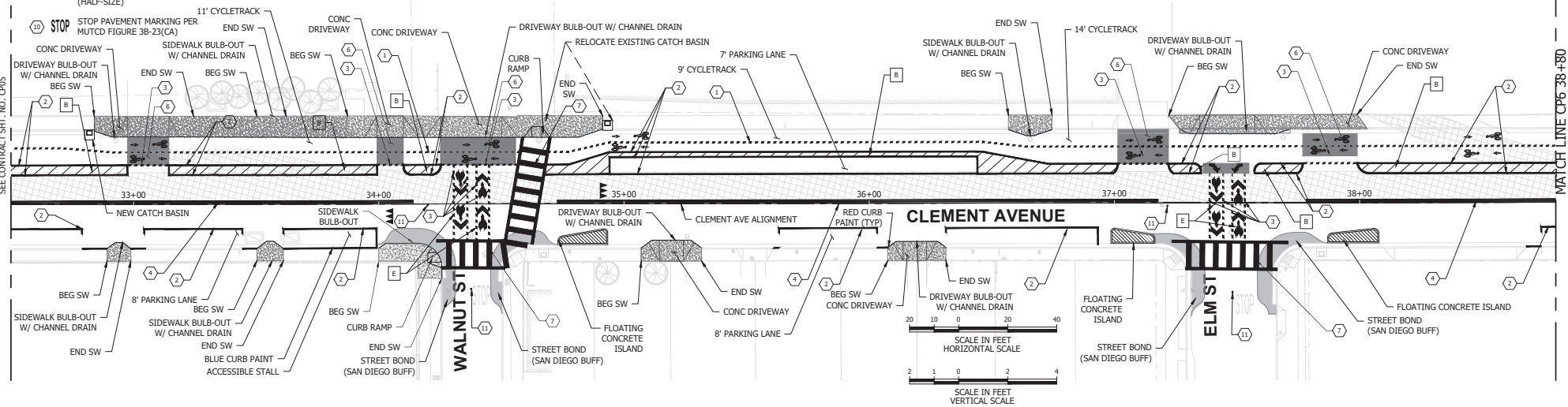
LEGENDS AND SYMBOLS

- PAVEMENT MARKING ARROWS (PROPOSED)
- PAVEMENT MARKING ARROWS (EXISTING)
- BIKE LANE ARROW MARKING (PROPOSED)
- SHARROW
- CROSSWALK YIELD SYMBOLS
- BLUE RETROREFLECTIVE RAISED PAVEMENT MARKER



MATCHLINE CP5 37+50
SEE CONTRACT SHT. NO. 0052

MATCHLINE CP6 38+80
SEE CONTRACT SHT. NO. 0057



NOTE:
INSTALL THE FOLLOWING SIGN TO PREVENT VEHICULAR ACCESS TO THE CYCLETRACK AT ALL INTERSECTING STREETS:
BIKE LANE (R11(CA)) DO NOT ENTER (R5-1)
DIAGONAL ARROW (W16-7P) EXCEPT BICYCLES (R18(CA))
TYPE 3 OBJECT MARKER (O1M3)

PRELIMINARY - NOT FOR CONSTRUCTION

DESIGNED: D. DAVID	DATE: 4/13/2020
DRAWN: D. DAVID	
CHECKED: J. GUNTHER	
APPROVED: S. SCHUSTER	
DATE: 4/13/2020	

CITY OF ALAMEDA

APPROVED _____

CLEMMENT AVENUE SAFETY IMPROVEMENT PROJECT		CADD FILENAME: 234996_CON.DWG
CONSTRUCTION PLAN AND PROFILE, CHANNELIZATION		SIZE: SCALE D AS SHOWN
CONTRACT NO. 234996	REV. 0	
CONTRACT SHEET NO. CP06	PAGE NO. 30	

DAVID D. Apr 13, 2020 6:18pm C:\Users\lenidd\appdata\local\Temp\TempPub\127536\234996_CON.dwg

TRAFFIC DELINEATION

- ① 6" DASHED YELLOW CENTER LINE
- ② 6" SOLID WHITE LANE LINE
- ③ 6" DASHED WHITE LANE LINE
- ④ 6" DOUBLE YELLOW CENTER LINE
- ⑤ CROSS BIKE PER DETAIL # ON SHEET X
- ⑥ SOLID GREEN BIKE LANE MARKING
- ⑦ CROSSWALK 11' WIDE
- ⑧ 12" STOP BAR
- ⑨ STOP PAVEMENT MARKING PER MUTCD FIGURE 3B-23(CA) (HALF-SIZE)
- ⑩ STOP PAVEMENT MARKING PER MUTCD FIGURE 3B-23(CA)

GENERAL NOTES

1. INSTALL ARROWS, CROSSWALKS, AND PAVEMENT MARKINGS AND MARKERS AS SHOWN.
2. ALL PERMANENT PAVEMENT MARKINGS (ARROWS, LANE LINES, CROSSWALKS, ETC.) SHALL BE THERMOPLASTIC, UNLESS OTHERWISE NOTED.
3. ALL TRAFFIC CONTROL DEVICES SHALL CONFORM TO THE 2014 EDITION OF THE CA MUTCD.
4. CYCLETRACK PAVEMENT OVERLAY NOT SHOWN TO IMPROVE CLARITY (SEE TYPICALS).
5. SAW CUT PAVEMENT REPLACEMENT NOT SHOWN TO IMPROVE CLARITY (SEE TYPICALS).

CONSTRUCTION NOTES

- A CROSSWALKS SHALL BE 11' WIDE, CROSSWALK LINES SHALL BE 12" SOLID WHITE, UNLESS OTHERWISE NOTED; LIMIT LINES SHALL BE 12" SOLID WHITE, UNLESS OTHERWISE NOTED.
- B BIKEWAY BUFFERS* PER DETAIL # ON SHEET X
*ALTERNATIVES INCLUDE: PAINTED BUFFERS, BOLLARDS, LANDSCAPE BOXES, RAISED MEDIAN
- C MEDIAN BUFFER PER DETAIL # ON SHEET X
- D INSTALL GREEN THERMOPLASTIC BIKE LANES PER DETAIL A ON SHEET X.
- E BIKE CROSSING PER DETAIL # ON SHEET X
- F BIKE BOX PER DETAIL # ON SHEET X

SURFACING LEGEND

- RECONSTRUCT PAVEMENT (SEE TYPICALS)
- CONCRETE SIDEWALK
- FLOATING ISLAND (MOUNTABLE AT INTERSECTIONS)

LEGENDS AND SYMBOLS

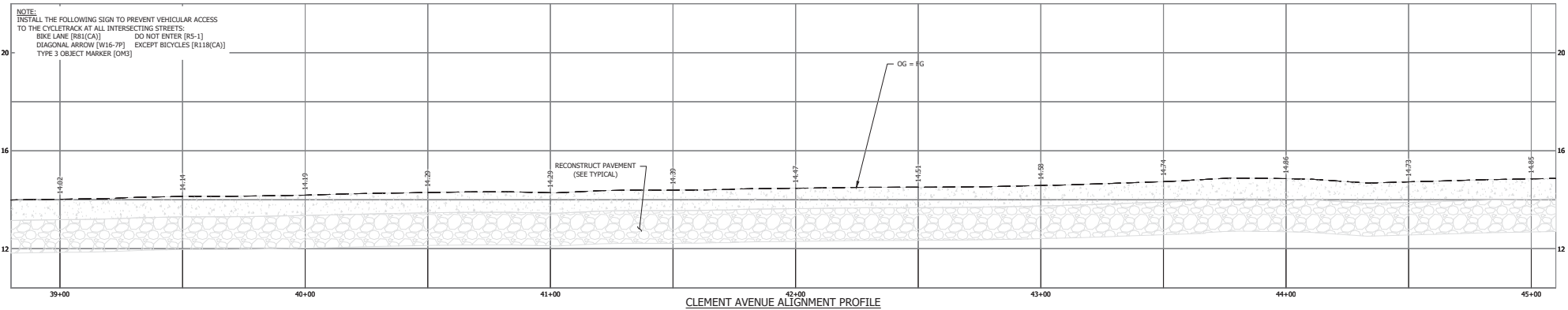
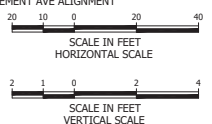
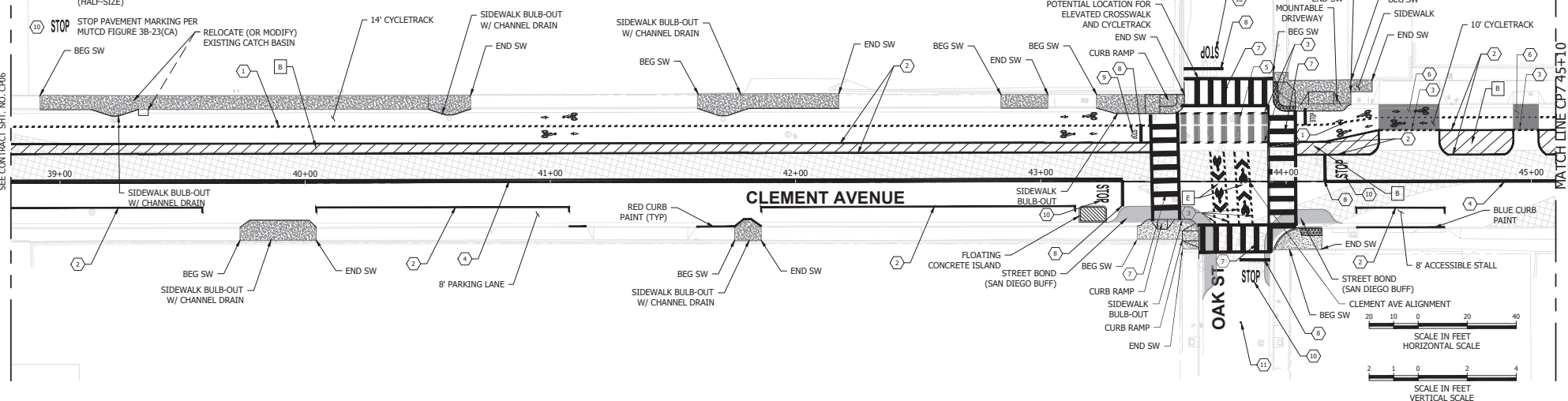
- PAVEMENT MARKING ARROWS (PROPOSED)
- PAVEMENT MARKING ARROWS (EXISTING)
- BIKE LANE ARROW MARKING (PROPOSED)
- SHARROW
- CROSSWALK YIELD SYMBOLS
- BLUE RETROREFLECTIVE RAISED PAVEMENT MARKER

30%



MATCH LINE CP6 38+78.0
SEE CONTRACT SHT. NO. CP6

MATCH LINE CP7 45+10
SEE CONTRACT SHT. NO. CP6B



CLEMENT AVENUE ALIGNMENT PROFILE

PRELIMINARY - NOT FOR CONSTRUCTION

<p>CITY OF ALAMEDA</p>					<p>CLEMENT AVENUE SAFETY IMPROVEMENT PROJECT</p> <p>CONSTRUCTION PLAN AND PROFILE, CHANNELIZATION</p>		<p>CADD FILENAME: 234996_CON.DWG SIZE: SCALE AS SHOWN CONTRACT NO. 234996 CONTRACT SHEET NO. CP07</p>					
REV.	DATE	BY	CHK	APP.	DESCRIPTION	DESIGNED: D. DAVID	DRAWN: D. DAVID	CHECKED: J. GUNTHER	APPROVED: S. SCHUSTER	DATE: 4/13/2020	REV. 0	PAGE NO. 31

GUNTHERJ Apr 13, 2020 - 11:23pm C:\sme\ext\guntberj\234996_CON.dwg

TRAFFIC DELINEATION

- ① 6" DASHED YELLOW CENTER LINE
- ② 6" SOLID WHITE LANE LINE
- ③ 6" DASHED WHITE LANE LINE
- ④ 6" DOUBLE YELLOW CENTER LINE
- ⑤ CROSS BIKE PER DETAIL # ON SHEET X
- ⑥ SOLID GREEN BIKE LANE MARKING
- ⑦ CROSSWALK 11' WIDE
- ⑧ 12" STOP BAR
- ⑨ STOP PAVEMENT MARKING PER MUTCD FIGURE 3B-23(CA) (HALF-SIZE)
- ⑩ STOP PAVEMENT MARKING PER MUTCD FIGURE 3B-23(CA)

GENERAL NOTES

1. INSTALL ARROWS, CROSSWALKS, AND PAVEMENT MARKINGS AND MARKERS AS SHOWN.
2. ALL PERMANENT PAVEMENT MARKINGS (ARROWS, LANE LINES, CROSSWALKS, ETC.) SHALL BE THERMOPLASTIC, UNLESS OTHERWISE NOTED.
3. ALL TRAFFIC CONTROL DEVICES SHALL CONFORM TO THE 2014 EDITION OF THE CA MUTCD.
4. CYCLETRACK PAVEMENT OVERLAY NOT SHOWN TO IMPROVE CLARITY (SEE TYPICALS).
5. SAW CUT PAVEMENT REPLACEMENT NOT SHOWN TO IMPROVE CLARITY (SEE TYPICALS).

CONSTRUCTION NOTES

- A CROSSWALKS SHALL BE 11' WIDE, CROSSWALK LINES SHALL BE 12" SOLID WHITE, UNLESS OTHERWISE NOTED; LIMIT LINES SHALL BE 12" SOLID WHITE, UNLESS OTHERWISE NOTED.
- B BIKEWAY BUFFERS* PER DETAIL # ON SHEET X
*ALTERNATIVES INCLUDE: PAINTED BUFFERS, BOLLARDS, LANDSCAPE BOXES, RAISED MEDIAN
- C MEDIAN BUFFER PER DETAIL # ON SHEET X
- D INSTALL GREEN THERMOPLASTIC BIKE LANES PER DETAIL A ON SHEET X.
- E BIKE CROSSING PER DETAIL # ON SHEET X
- F BIKE BOX PER DETAIL # ON SHEET X

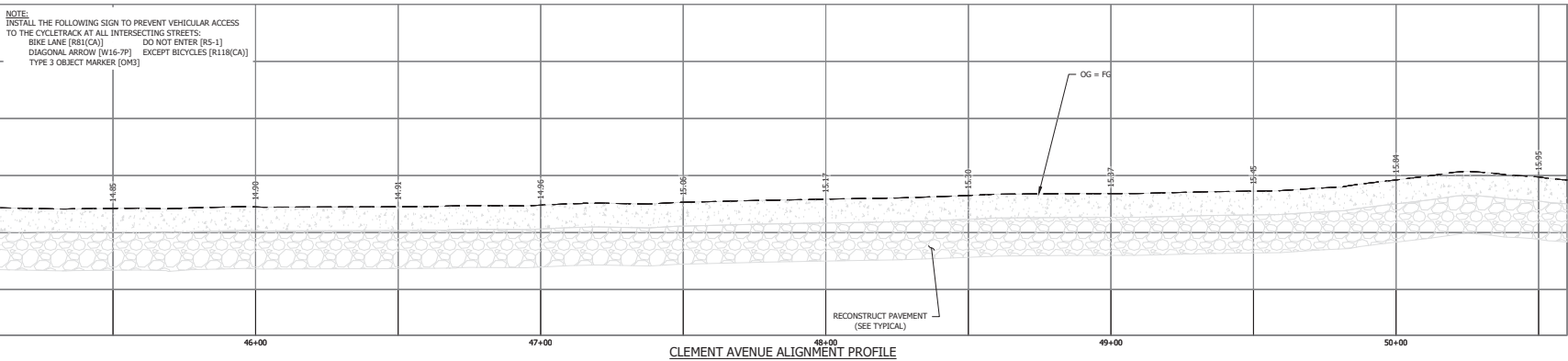
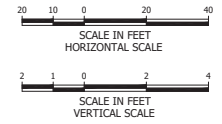
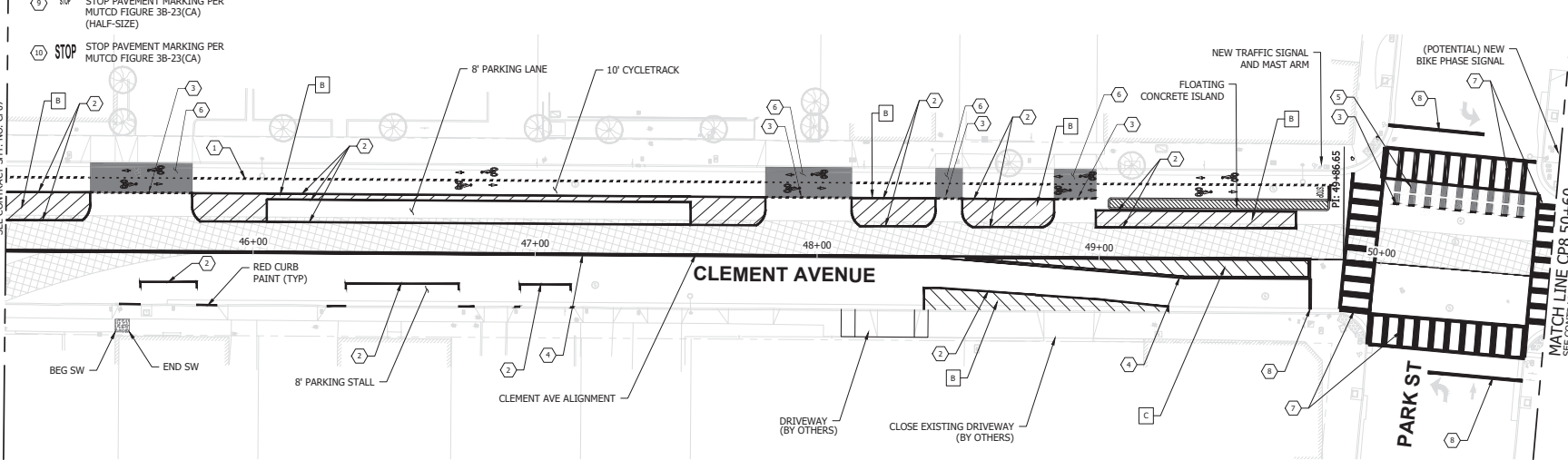
SURFACING LEGEND

- RECONSTRUCT PAVEMENT (SEE TYPICALS)
- CONCRETE SIDEWALK
- FLOATING ISLAND (MOUNTABLE AT INTERSECTIONS)

LEGENDS AND SYMBOLS

- PAVEMENT MARKING ARROWS (PROPOSED)
- PAVEMENT MARKING ARROWS (EXISTING)
- BIKE LANE ARROW MARKING (PROPOSED)
- SHARROW
- CROSSWALK YIELD SYMBOLS
- BLUE RETROREFLECTIVE RAISED PAVEMENT MARKER

MATCH LINE CP7 45+10
SEE CONTRACT SHT. NO. CP7



NOTE:
INSTALL THE FOLLOWING SIGN TO PREVENT VEHICULAR ACCESS TO THE CYCLETRACK AT ALL INTERSECTING STREETS:
BIKE LANE (R11(CA)) DO NOT ENTER (R5-1)
DIAGONAL ARROW (W16-7P) EXCEPT BICYCLES (R18(CA))
TYPE 3 OBJECT MARKER (O13)

PRELIMINARY - NOT FOR CONSTRUCTION

DESIGNED: D. DAVID	
DRAWN: D. DAVID	
CHECKED: J. GUNTHER	
APPROVED: S. SCHUSTER	
DATE: 4/13/2020	

CITY OF ALAMEDA	
APPROVED	_____

CLEMMENT AVENUE SAFETY IMPROVEMENT PROJECT	
CONSTRUCTION PLAN AND PROFILE, CHANNELIZATION	

CADD FILENAME 234996_CON.DWG	
SIZE: SCALE D	AS SHOWN
CONTRACT NO. 234996	REV. 0
CONTRACT SHEET NO. CP08	PAGE NO. 32

DAVIDD Apr 13, 2020 6:18pm C:\Users\jensidd\appdata\local\Temp\jensidd\127536\234996_CON.dwg

TRAFFIC DELINEATION

- ① 6" DASHED YELLOW CENTER LINE
- ② 6" SOLID WHITE LANE LINE
- ③ 6" DASHED WHITE LANE LINE
- ④ 6" DOUBLE YELLOW CENTER LINE
- ⑤ CROSS BIKE PER DETAIL # ON SHEET X
- ⑥ SOLID GREEN BIKE LANE MARKING
- ⑦ CROSSWALK 11" WIDE
- ⑧ 12" STOP BAR
- ⑨ STOP PAVEMENT MARKING PER MUTCD FIGURE 3B-23(CA) (HALF-SIZE)
- ⑩ STOP PAVEMENT MARKING PER MUTCD FIGURE 3B-23(CA)

GENERAL NOTES

1. INSTALL ARROWS, CROSSWALKS, AND PAVEMENT MARKINGS AND MARKERS AS SHOWN.
2. ALL PERMANENT PAVEMENT MARKINGS (ARROWS, LANE LINES, CROSSWALKS, ETC.) SHALL BE THERMOPLASTIC, UNLESS OTHERWISE NOTED.
3. ALL TRAFFIC CONTROL DEVICES SHALL CONFORM TO THE 2014 EDITION OF THE CA MUTCD.
4. CYCLETRACK PAVEMENT OVERLAY NOT SHOWN TO IMPROVE CLARITY (SEE TYPICALS).
5. SAW CUT PAVEMENT REPLACEMENT NOT SHOWN TO IMPROVE CLARITY (SEE TYPICALS).

CONSTRUCTION NOTES

- A CROSSWALKS SHALL BE 11" WIDE, CROSSWALK LINES SHALL BE 12" SOLID WHITE, UNLESS OTHERWISE NOTED; LIMIT LINES SHALL BE 12" SOLID WHITE, UNLESS OTHERWISE NOTED.
- B BIKEWAY BUFFERS* PER DETAIL # ON SHEET X
*ALTERNATIVES INCLUDE: PAINTED BUFFERS, BOLLARDS, LANDSCAPE BOXES, RAISED MEDIAN
- C MEDIAN BUFFER PER DETAIL # ON SHEET X
- D INSTALL GREEN THERMOPLASTIC BIKE LANES PER DETAIL A ON SHEET X.
- E BIKE CROSSING PER DETAIL # ON SHEET X
- F BIKE BOX PER DETAIL # ON SHEET X

SURFACING LEGEND

- RECONSTRUCT PAVEMENT (SEE TYPICALS)
- CONCRETE SIDEWALK
- FLOATING ISLAND (MOUNTABLE AT INTERSECTIONS)

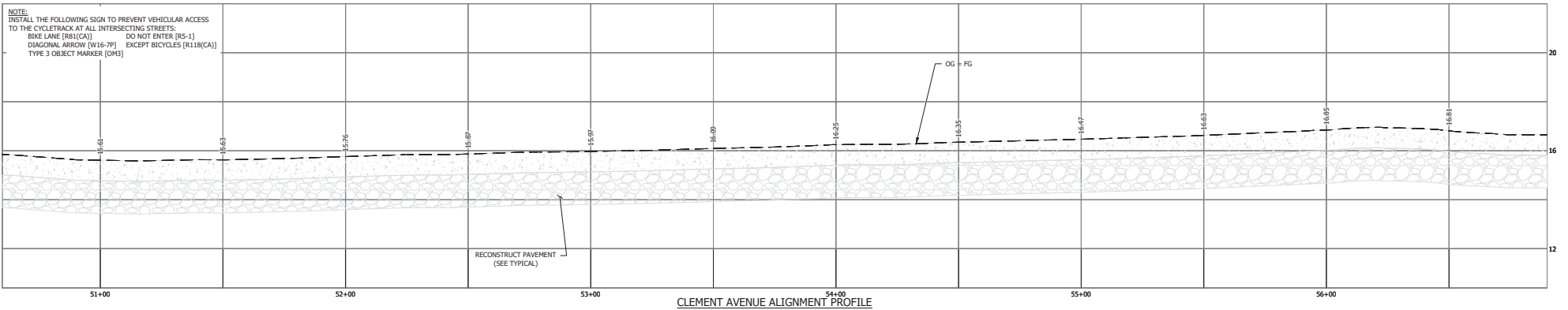
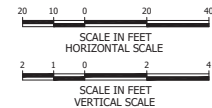
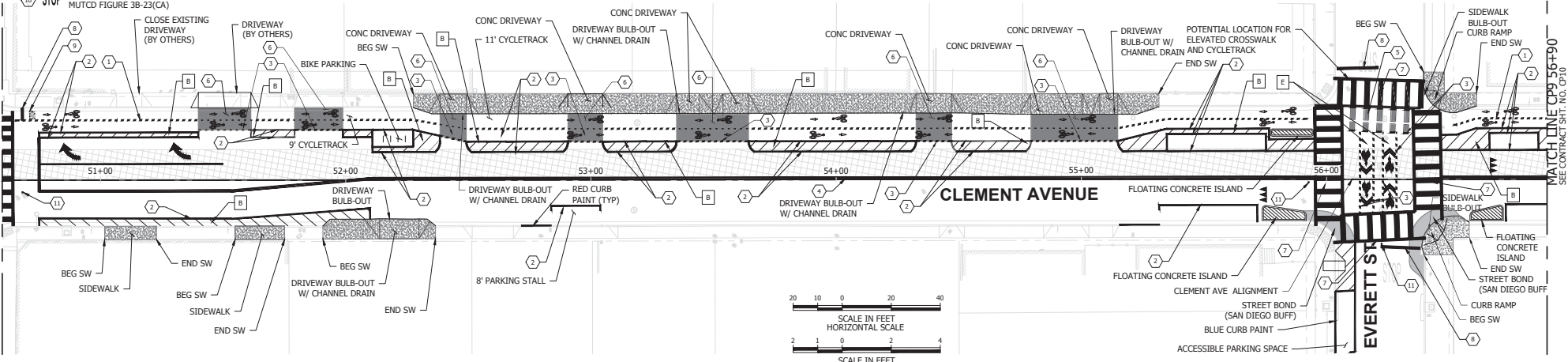
LEGENDS AND SYMBOLS

- PAVEMENT MARKING ARROWS (PROPOSED)
- PAVEMENT MARKING ARROWS (EXISTING)
- BIKE LANE ARROW MARKING (PROPOSED)
- SHARROW
- CROSSWALK YIELD SYMBOLS
- BLUE RETROREFLECTIVE RAISED PAVEMENT MARKER



MATCH LINE CP8 50+00
SEE CONTRACT SHEET NO. CP8

MATCH LINE CP9 56+90
SEE CONTRACT SHEET NO. CP9



CLEMENT AVENUE ALIGNMENT PROFILE

PRELIMINARY - NOT FOR CONSTRUCTION

<p>CITY OF ALAMEDA</p>					<p>CLEMENT AVENUE SAFETY IMPROVEMENT PROJECT</p> <p>CONSTRUCTION PLAN AND PROFILE, CHANNELIZATION</p>		<p>CADD FILENAME: 234996_CON.DWG</p> <p>SIZE: SCALE AS SHOWN</p> <p>CONTRACT NO. 234996</p> <p>CONTRACT SHEET NO. CP09</p>					
REV.	DATE	BY	CHKD	APP.	DESCRIPTION	DESIGNED: D. DAVID	DRAWN: D. DAVID	CHECKED: J. GUNTHER	APPROVED: S. SCHUSTER	DATE: 4/13/2020	REV. 0	PAGE NO. 33
						APPROVED _____						

TRAFFIC DELINEATION

- ① 6" DASHED YELLOW CENTER LINE
- ② 6" SOLID WHITE LANE LINE
- ③ 6" DASHED WHITE LANE LINE
- ④ 6" DOUBLE YELLOW CENTER LINE
- ⑤ CROSS BIKE PER DETAIL # ON SHEET X
- ⑥ SOLID GREEN BIKE LANE MARKING
- ⑦ CROSSWALK 11' WIDE
- ⑧ 12" STOP BAR
- ⑨ STOP PAVEMENT MARKING PER MUTCD FIGURE 3B-23(CA) (HALF-SIZE)
- ⑩ STOP PAVEMENT MARKING PER MUTCD FIGURE 3B-23(CA)

GENERAL NOTES

1. INSTALL ARROWS, CROSSWALKS, AND PAVEMENT MARKINGS AND MARKERS AS SHOWN.
2. ALL PERMANENT PAVEMENT MARKINGS (ARROWS, LANE LINES, CROSSWALKS, ETC.) SHALL BE THERMOPLASTIC, UNLESS OTHERWISE NOTED.
3. ALL TRAFFIC CONTROL DEVICES SHALL CONFORM TO THE 2014 EDITION OF THE CA MUTCD.
4. CYCLETRACK PAVEMENT OVERLAY NOT SHOWN TO IMPROVE CLARITY (SEE TYPICALS).
5. SAW CUT PAVEMENT REPLACEMENT NOT SHOWN TO IMPROVE CLARITY (SEE TYPICALS).

CONSTRUCTION NOTES

- A CROSSWALKS SHALL BE 11' WIDE, CROSSWALK LINES SHALL BE 12" SOLID WHITE, UNLESS OTHERWISE NOTED; LIMIT LINES SHALL BE 12" SOLID WHITE, UNLESS OTHERWISE NOTED.
- B BIKEWAY BUFFERS* PER DETAIL # ON SHEET X
*ALTERNATIVES INCLUDE: PAINTED BUFFERS, BOLLARDS, LANDSCAPE BOXES, RAISED MEDIAN
- C MEDIAN BUFFER PER DETAIL # ON SHEET X
- D INSTALL GREEN THERMOPLASTIC BIKE LANES PER DETAIL A ON SHEET X.
- E BIKE CROSSING PER DETAIL # ON SHEET X
- F BIKE BOX PER DETAIL # ON SHEET X

SURFACING LEGEND


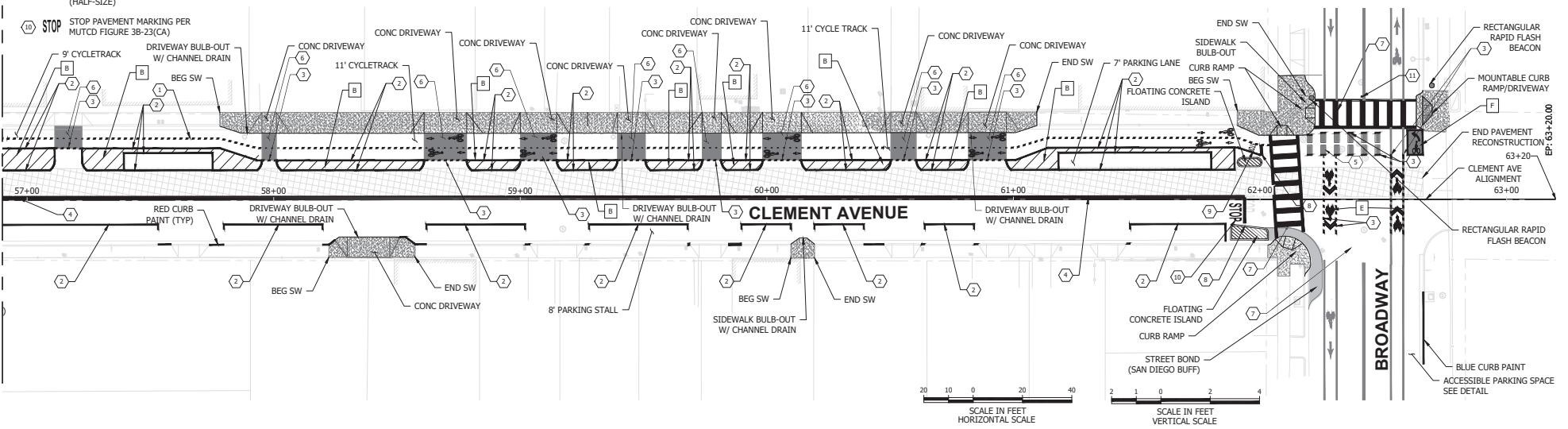
- RECONSTRUCT PAVEMENT (SEE TYPICALS)
- CONCRETE SIDEWALK
- FLOATING ISLAND (MOUNTABLE AT INTERSECTIONS)

LEGENDS AND SYMBOLS

- PAVEMENT MARKING ARROWS (PROPOSED)
- PAVEMENT MARKING ARROWS (EXISTING)
- BIKE LANE ARROW MARKING (PROPOSED)
- SHARROW
- CROSSWALK YIELD SYMBOLS
- BLUE RETROREFLECTIVE RAISED PAVEMENT MARKER



MATCH LINE CP91561P90
SEE CONTRACT SHEET NO. CP90



CLEMENT AVENUE ALIGNMENT PROFILE

PRELIMINARY - NOT FOR CONSTRUCTION

CITY OF ALAMEDA							CLEMEN AVENUE SAFETY IMPROVEMENT PROJECT CONSTRUCTION PLAN AND PROFILE, CHANNELIZATION		CADD FILENAME: 234996_CON.DWG SIZE: SCALE AS SHOWN	
DESIGNED: D. DAVID DRAWN: D. DAVID CHECKED: J. GUNTER APPROVED: S. SCHUSTER DATE: 4/13/2020					APPROVED: _____		CONTRACT NO. 234996 CONTRACT SHEET NO. CP10		REV. 0 PAGE NO. 34	
REV.	DATE	BY	CHKD	APP.	DESCRIPTION					

DAVID Apr 13, 2020 6:18pm C:\Users\jensidd\AppData\Local\Temp\jensidd\appdata\local\Temp\jensidd\234996_CON.dwg