

LEGEND





| | |
|---|--------------------------------------|
|  | PREVIOUSLY CONVEYED LAND |
|  | PHASE 3B CONVEYANCE AREAS (41.8 AC±) |
|  | FUTURE CONVEYANCE AREAS (217.6 AC±) |

EXHIBIT 1
PHASE 3B NAVY CONVEYANCE
 ALAMEDA POINT

CITY OF ALAMEDA ALAMEDA COUNTY CALIFORNIA

| | |
|--|---|
|  | Carlson, Barbee & Gibson, Inc. CIVIL ENGINEERS • SURVEYORS • PLANNERS |
| 6111 BOLLINGER CANYON ROAD, SUITE 150 SAN RAMON, CALIFORNIA 94583 | (925) 866-0322 FAX (925) 866-8575 |

