

**From:** [Alameda Citizens Task Force](#)  
**To:** [Marilyn Ezzy Ashcraft](#); [Tony Daysog](#); [Trish Spencer](#); [Malia Vella](#); [Tracy Jensen](#)  
**Cc:** [Manager Manager](#); [City Clerk](#); [Yibin Shen](#)  
**Subject:** [EXTERNAL] Item 3-A, April 24, 2023, City Council Agenda-Alameda Strategic Plan  
**Date:** Monday, April 24, 2023 3:59:54 PM

---

# ACT

## Alameda Citizens Task Force

### Vigilance, Truth, Civility

---

Dear Mayor Ashcraft, Vice Mayor Daysog & Councilmembers Spencer, Vella and Jensen:

ACT urges that you consider amending Section 4 of the City Council Rules of Order as an additional project in the category of "Practice Fiscally Responsive and Inclusive Governance".

The current rule reads as follows:

*"Consent Calendar Items. Agenda items listed under the Consent Calendar are considered routine and will be enacted, approved, or adopted by one motion without discussion.*

*Members of the public can comment once on the entire Consent Calendar. Public comments shall be limited to two (2) minutes or less. Any Councilmember may request removal of a specific item for discussion or explanation. Councilmembers can record a vote other than aye without removing/"pulling" an item from the Consent Calendar. The removed/"pulled" item will be voted on separately. Each Councilmember may ask questions and deliberate for up to five (5) minutes on each item removed/"pulled" from the Consent Calendar."*

The current rules contain no criteria for qualification of a business item for the Consent Calendar, other than it is "routine", with no definition of the term. This permits expenditures of large amounts of money to be placed on the consent calendar and thereby inhibits public scrutiny. One egregious example is the collective bargaining agreements with public employee unions. These agreements may be routine for Councilmembers who have already considered them in closed sessions, but they are certainly not routine for the public. Another example is the hiring of consultants at significant cost. Some cities place a dollar limit on expenditures that are over a fixed amount. However, trying to clearly define and get Council approval of the criteria for the Consent Calendar may not be practical.

The basic defect in the current rule is not just the definition of "routine", but the fact that Consent Calendar items, even if "pulled" by a Councilmember are subject to much shorter timelines for both public and Councilmember comment, and that the Chairperson calls for and receives public comment **before** seeking Councilmember requests to remove an item from the

Calendar and then does not allow separate public comment on the removed item.

The proposed amendment below simply returns to the prior process where the chairperson at the outset of the Consent Calendar allows Councilmembers to remove any item to the beginning of the Regular Agenda. Once it is so moved the item is treated as any other regular agenda item with regard to both public and Councilmember comment. This approach allows an individual Councilmember to determine if a matter does not belong on the consent Calendar. This process was in place for many years and was not abused.

Suggested wording for a new Section 4 follows:

*"Consent Calendar Items. Agenda items listed under the Consent Calendar are considered routine and will be enacted, approved, or adopted by one motion without discussion. Prior to presentation of the Consent Calendar the presiding officer shall give any Councilmembers the opportunity to move any item to the beginning of the Regular Agenda. Members of the public can then comment once on the entire remaining Consent Calendar. Public comments shall be limited to two (2) minutes or less. Councilmembers can record a vote other than aye without moving an item to the Regular Agenda."*

Thank you for your consideration of our proposal.

Alameda Citizens Task Force Board of Directors

**From:** [Trish Spencer](#)  
**To:** [Lara Weisiger](#)  
**Subject:** Fwd: [EXTERNAL] Workshop agenda item (4/24) New Alameda Housing Program (SAIL)  
**Date:** Monday, April 24, 2023 2:10:40 PM

---

----- Forwarded message -----

**From:** Evan Shwartz <eshwartz41@gmail.com>  
**Date:** Apr 24, 2023 1:39 PM  
**Subject:** [EXTERNAL] Workshop agenda item (4/24) New Alameda Housing Program (SAIL)  
**To:** Marilyn Ezzy Ashcraft <MEzzyAshcraft@alamedaca.gov>, Trish Spencer <tspencer@alamedaca.gov>, Malia Vella <MVella@alamedaca.gov>, Tony Daysog <TDaysog@alamedaca.gov>, Tracy Jensen <tjensen@alamedaca.gov>  
**Cc:**

Hello! My name is Evan Shwartz, and I would like to propose an idea for consideration at tonight's meeting:

The California Dream for All housing program (<https://www.calhfa.ca.gov/dream/>) is a shared appreciation loan initiative in which California covers up to 20% of a down payment and maintains equity in the home until refinancing or sale. The state then reinvests the appreciation back into the Dream for All fund, ensuring its self-sufficiency. With an income limit of \$282,000 (<https://www.calhfa.ca.gov/homeownership/limits/income/income.pdf>), this program caters to general housing rather than inclusionary/BMR housing. Inspired by the success of this statewide program, I propose a similar initiative tailored to Alameda:

### **S.A.I.L. Program: Support for Alameda Island Living**

Current housing programs offered by the county do not cater to realistic buyers. The notion of a person or family earning less than the average income - \$120,000 in Alameda County - while being able to afford a mortgage is financially implausible. Consequently, California expanded the program to accommodate households with incomes up to \$282,000 per year, ensuring the Dream for All program's financial responsibility and accessibility for those already paying mortgage-level rent.

It's no secret that down payments for single-family homes can be high, but closing costs can be prohibitively expensive, especially in multi-family developments like the Pulte Homes in Alameda. At Pulte, closing costs alone are estimated to be around \$18,000, making what was supposed to be an "affordable" option inaccessible for many.

Furthermore, the usual "first time buyer" programs that only offer 3-5% down do not take into account the fact that anything less than 20% triggers mandatory mortgage insurance. This is often more expensive than H.O.A. fees. A 20% down payment on a modest condo would result in monthly payments that are comparable to the cost of rent here in Alameda.

Additionally, typical "first-time buyer" programs offering 3-5% down do not consider that anything less than 20% down triggers mandatory mortgage insurance. This cost is often higher than H.O.A. fees. A 20% down payment on a modest condo would result in monthly payments comparable to Alameda's rental costs.

I kindly request that you add this item to tonight's workshop agenda project list. This is an opportune moment to plan such a program while interest rates are high, ensuring funds will be allocated by the time rates decrease.

Thank you, and I look forward to addressing the council tonight during public comments.

Evan Shwartz

**From:** [Savanna Cheer](#)  
**To:** [City Clerk](#)  
**Cc:** [Trish Spencer](#); [Tony Daysog](#); [Malia Vella](#); [Tracy Jensen](#); [Marilyn Ezzy Ashcraft](#); [Manager Manager](#)  
**Subject:** [EXTERNAL] Feedback related to 4/24 strategic plan workshop  
**Date:** Monday, April 24, 2023 10:01:16 AM

---

Hello:

I plan to provide verbal public comment, but in order to include some links and more details, I will also submit some of my comments here as well.

To start, I would like to comment on the timing and accessibility of this evening's meeting. An in-person meeting with no mask requirements on 5pm on a Monday is scarcely a public meeting. It excludes many disabled people, folks at high-risk for COVID, a wide swath of working people and caregivers. I hope that the types of outreach you detailed in the background materials, like "gallery walks" or "pop ups" do actually happen and at times, in spaces, and on days that are widely accessible.

After having reviewed the background materials on the strategic planning process thus far there's much to celebrate and encourage and also some confusing approaches that should be clarified if this plan is to effectively guide your work moving forward.

Both the vision statement and draft strategic priorities seem to contain two disparate voices. One voice is protective and preservationist of some non-specific "Alameda values," and seems oblivious to our city's geographical positioning - literally the center of the Bay, connected to a dynamic and thriving larger East Bay region. It's a voice that echoes the fear mongering that much of the national and local media has stirred around crime and punishment and overall it reads really insular and isolated. For example, the vision statement references "new and existing households." What about our homeless residents? Also, what constitutes "new," and why are they different from "existing?" It's divisive wording that doesn't exactly scream welcoming community. Next, within the "Enhance Community Safety and Services" priority, there are eight bullet points. Half of them are dedicated to specific plans around increasing the footprint and presence of police in our community. That leaves the other half for all other things related to community safety and services. Back in March of 2021, most of you voted to advance a different vision of community safety when you approved the subcommittees on racial justice and policing's recommendations. Their recommendations did not suggest militarizing our police force further with drones and increased surveillance. The recommendations also addressed specific non-police approaches to reducing crime, which you should have included in this particular priority.

The other voice that comes through in this plan seems to be somewhat aspirational and includes a really clear vision for Alameda, particularly around transportation, climate, and housing - three areas that contribute fundamentally to community safety. The "Housing All Alamedans" strategic priority sounds great, and if those goals can be achieved, our community will have so much to feel hopeful about. Yet, those plans won't be successful if Council and all City staff don't have a larger, shared vision of community safety and what it means to truly encourage belonging and inclusivity in areas like housing, transportation and climate. All this to say, it seems like there are some critically contradictory visions wrapped up in this plan that should get parsed out before you use this as your guidepost for city work.

To close, I noticed that the word "belonging," is used in the governance strategic priority and

the vision statement references "long term betterment." I would ask you all to deeply reflect on what those two phrases mean to each of you and be honest about how you plan to commit to a set of governance values around them. The [Othering and Belonging Institute](#) at UC Berkeley has an amazing [report on Targeted Universalism](#), a concept conceived of by their director john. a. powell. I'd like to quote from that report:

*"Targeted universalism means setting universal goals pursued by targeted processes to achieve those goals. Within a targeted universalism framework, universal goals are established for all groups concerned. The strategies developed to achieve those goals are targeted, based upon how different groups are situated within structures, culture, and across geographies to obtain the universal goal..."*

One of the key elements john. a. powell outlines within this practice is differentiating *transactional* change versus *transformative* change. A transactional change may solve a singular barrier or problem within a community, but a transformative change will address the larger set of conditions or systems that set that barrier or created that problem. It is very clear from reading your draft vision statement and with the vagueness of some of the strategic priority points that this type of specificity and sharpness of focus is absent. The plan as it stands does not reflect a wider, broader vision that aims to make transformative changes to our community. I would encourage you all to try to view this process through this lens so that you might have the best chance to address true "belonging," as you've said you'd like to do. This requires reckoning with those two disparate voices being expressed in this plan.

Thank you,  
Savanna Cheer  
Alameda resident

**From:** [Jennifer Rakowski](#)  
**To:** [City Clerk](#); [Manager Manager](#); [Tony Daysog](#); [Trish Spencer](#); [Marilyn Ezzy Ashcraft](#); [Malia Vella](#); [Tracy Jensen](#)  
**Subject:** [EXTERNAL] Second workshop to develop a city of alameda strategic plan  
**Date:** Sunday, April 23, 2023 9:33:58 PM

---

Dear City Council and City Staff,

I am pleased you are engaging in a strategic planning process. Having just participated in the Transform Alameda community based Alameda Community Budget process, I had many opportunities to speak one on one with neighbors and visitors. I got to hear the joy of time with family biking to little league games, and the pain of losing family members to drug abuse. I saw the diversity of people waiting for the library to open and the respite the beach provides including those taking the bus to get there. We are a community filled with artists, doers, and creatives of all time and many of us shoulder caregiving responsibilities. City's when they are at their best are places where families build memories and business invest in more than the bottom line. I encourage you to envision a city that is a force multiplier making a positive impact on all who live, work, or visit here.

Please support the following initiatives:

**Enhance Community Services to Maintain Safety\***

- Continue CARE team services and access, including increase linkage to community services and reduced police involvement.
- Support continued programming and library services including expanding programs at alameda point.
- Support Alameda Food Bank
- Recognise city employees as disaster service workers and have plans for deployment based on levels skills and training. Including home base/overnight child care stipend for essential disaster workers
- Build a permanent memorial to Mario Gonzalez and a respite space for all caregivers.

**Build Resilience to Climate Change & Water Level Rise**

- Support Blue and Green economy especially in ways that repair harms to economically marginized and criminalized communities

- Understand the healing and restorative power of art by supporting artist and art access.
- Complete De-Pave Park design and seek park construction funding
- Jean Sweeney community garden, urban orchard and forager's lane and construct a tool and seed lending library

### **Invest in Transportation and Infrastructure**

- Advocate for AC transit Service enhancements for Line 19, 20,21, 51a, **96 78**, W, OX, O
- Support our vibrant Webster street and Park Street downtowns districts
- Street design safety including signal system, potholes, and pedestrian safety improvements
- Continue to build out safe bike routes
- See vacancy rates in local retail hubs as opportunities to create culture and resource hubs near existing transportation, the city can be a connector between non profits and commercial spaces, fund technical assistance grants for shared space, social purpose real estate collaboratives

### **House All Alamedans**

- Rehouse families living on the point in new affordable housing
- Implement and manage Rise Up Alameda - Guaranteed Basic Income Program
- Continue investment in Dignity Village
- Invest in shared housing matching programs and social housing efforts



- Expand services for unhoused and housing insecure including families

### **Practice Fiscally Responsive and Inclusive Governance**

- Create language access program
- Implement Budget Equity Tool
- Implement Participatory Budgeting
- Create meaningful oversight of Police Department and Public Safety Services
- Targeted universalism, replacing historical structural barriers with bridges. Those who have been most impacted have the knowledge of what needs to change
- Engage with and listen to residents, visitors, and neighbors. have a mechanism in place to actually understand what they say and make this process part of how the city operates.
- Be flexible and ready to pivot with proactive approaches to complex issues of governance.

\*Note: What is not a part of public safety: drones, dogs, lock-downs, shelter in place, addresses on rooftops, police monitoring corporate private technology systems, urban shield style training modules, collection notices for city crisis services, expansion of city attorney office further into criminal cases, shaming frequent users of emergency services instead of developing preventative plans and service models.

Where our views match, I hope we can work together to realize a more vibrant city. Where our views diverge, I hope to engage in honest dialogue across difference to promote understanding.

Jennifer Rakowski

**From:** [Transform Alameda](#)  
**To:** [Tracy Jensen](#); [Tony Daysog](#); [Trish Spencer](#); [Malia Vella](#); [Marilyn Ezzy Ashcraft](#)  
**Cc:** [City Clerk](#); [Manager Manager](#)  
**Subject:** [EXTERNAL] Comments for 4/24 meeting and introduction to Alameda Community Budget  
**Date:** Friday, April 21, 2023 4:56:37 PM  
**Attachments:** [Alameda Community Budget 2023\\_publish.pdf](#)

---

Dear City Council Members,

[Transform Alameda](#) is a collective of Alamedans working together to pursue racial justice in Alameda through education, policy, and action. We found one another online in 2020, and since then we have taken up a variety of projects and campaigns to focus Alameda on racial justice and community care. We applaud you for taking steps to develop a Strategic Plan for the City that can be used to drive values-based decision-making.

Over the past several months, Transform Alameda has focused on bringing participatory budgeting to Alameda. Participatory budgeting, or peoples' budgets, frame municipal budgets as not only policy documents, but moral documents that express a community's values. In support of this framework, we conducted the [Alameda Community Budget Survey](#) at the end of 2022. The attached report provides insights into the values and priorities of Alameda residents that we think will be useful to the Council as you develop both this Strategic Plan and the City's FY 23-25 Budget.

When asked what makes up their ideal community, survey takers identified these five components as most important:

- Infrastructure (maintaining roads, bike lanes, beaches, sidewalks; climate resiliency; public landscaping)
- Parks and recreation (community events and spaces)
- Alternatives to police response (programs like C.A.R.E. Team or non-police traffic enforcement)
- Housing security and affordability
- Health Services (mental healthcare, access to healthcare, and support for vulnerable individuals)

While many of these priorities align with the vision and projects identified in Strategic Planning workshop materials, one key distinction is that when residents think of community safety, they don't universally think of police and crime reduction. In more than 400

qualitative, open-ended answer boxes, many respondents to the Alameda Community Budget survey expressed interest in directing public money towards meeting the community's basic needs rather than funding expanded police presence and tools. Respondents identified safety as a priority but did not necessarily equate a sense of safety with the police.

We urge you to truly engage Alameda residents in this Strategic Planning process. Developing a vision statement for the City that speaks to equity and inclusion is important, but actions speak louder than words. Holding a workshop that requires in-person participation at 5pm on a weekday is the opposite of inclusionary. We hope that as this process proceeds, thought will be given to making workshops accessible for as many Alameda residents as possible.

Sincerely,

Transform Alameda

--



[Web](#) | [Twitter](#) | [Instagram](#) | [Facebook](#)

# alameda community budget

20

23

TRANSFORM  
ALAMEDA 

# TABLE OF CONTENTS

---

**01**

**Introduction and Background**

**02**

**Survey Design and Outreach**

**03**

**Results and Learnings**

**04**

**Next Steps**

**05**

**Thank You**

**06**

**Appendices: Survey Questions and Demographics**

# At A Glance

The Alameda Community Budget (ACB) is a participatory budgeting project organized by Transform Alameda with support from many people and organizations around Alameda. We, like other community organizers all around the country, believe that city budgets are not just policy documents, but also moral documents. Public money should be spent *on* and *for* the public and should reflect community values.

In the Fall of 2022, we set out to ask Alamedans what things would exist in their ideal community? We offered an anonymous, online survey where community members could share their thoughts and priorities in three categories: Basic Needs, Community, and Public Safety. Through qualitative and quantitative answers, respondents told meaningful stories and shared thoughtful insights. We hope that this project will illuminate some common, community values around which City staff and City Council can build a budget.

**When asked what makes up their ideal community, survey takers identified these five components as most important:**

- **Infrastructure** (*maintaining roads, bike lanes, beaches, sidewalks; climate resiliency; public landscaping*)
- **Parks and recreation** (*community events and spaces*)
- **Alternatives to police response** (*programs like C.A.R.E. Team or non-police traffic enforcement*)
- **Housing security and affordability**
- **Health Services** (*mental healthcare, access to healthcare, and support for vulnerable individuals*)

The survey results make clear that the City of Alameda's Budget should:

- provide for everyone's universal needs
- prioritize community care and caregivers
- address community safety concerns without increasing policing

# INTRODUCTION AND BACKGROUND

01

## What is participatory budgeting?

Participatory budgeting, or peoples' budgets, frame municipal budgets as not only policy documents, but moral documents that express a community's values. Transform Alameda believes, as many others do, that public money should be spent *on* and *for* the public. In cities across the country, in California, and in the Bay Area, community organizers have developed participatory budget processes that engage their communities in conversations about spending priorities and the ways public monies can meet the needs of *all* people. The Alameda Community Budget (ACB) is a project with this very goal. Our 2023 Alameda Community Budget survey was based on our past efforts and inspired by organizers in other cities who have led this work.

### Learn more about how this looks in other places

- [Los Angeles](#)
- [Sacramento](#)
- [Vallejo](#)
- [Madison](#)
- [Birmingham](#)
- [Nashville](#)

## How does City budgeting work in Alameda?

In Alameda, the City's budget is developed and adopted every two years. The entire budget is composed of budgets from each City department. Once compiled, City staff present a budget to the City Council for feedback and eventual adoption. While City staff has taken an important first step in modernizing the budget process with an online OpenGov budget book, the next step in the process is building an engaged budget informed by the community.

Also, while the budget is presented as an agenda item at an open, regularly scheduled City Council meeting, to our knowledge, there is no coordinated City outreach to the community ahead of this process. We hope that Alameda Community Budget becomes a regular community practice here in Alameda as a way to start a conversation about the City's spending and provide that necessary community input.

### **What is ACB and who put this together?**

The Alameda Community Budget Survey was an anonymous, online survey asking about people's priorities for public dollars. We focused on the largest and most impactful part of the budget—the General Fund. Alameda's 2020-21 General Fund expenditures were \$125,042,961. We developed survey questions and the survey's design over the summer of 2022 and officially published the survey online in September 2022. It stayed open until December 19, 2022. In this report, we'll share more details about the survey design and outreach efforts, results, learnings, and what's next.

**Transform Alameda** is a collective of Alamedans working together to pursue racial justice in Alameda through education, policy, and action. We found one another online in 2020, and since then we have taken up a variety of projects and campaigns to focus Alameda on racial justice and community care. We have continually advocated for accountability from City Council around commitments to changing the framework of public safety in Alameda. For example: we objected to excessive police spending in late 2020 and beyond, supported Mario Gonzalez's family after the Alameda Police Department killed him in 2021, advocated for the formation of a pilot program on alternative response to mental health crisis team called C.A.R.E. Team, supported City Staff as they developed a pilot GI (guaranteed income) program, and more. One of our important projects has been this participatory, community budget initiative: Alameda Community Budget.



# SURVEY DESIGN AND OUTREACH

02

---

One of our primary goals with this project is to start a community conversation. Our intention for the use of the survey results is to inspire a broad, community-based approach to building a public budget rather than craft specific policy points. We see this as the beginning of Alameda's long-term transition to a care-first budget rather than an endpoint for a single two-year budget. As such, it was important to design a survey that balanced quantitative results with qualitative results.

As we embarked on the design of the Alameda Community Budget Survey, we:

- Took stock of who we are as a group, and who we are connected to locally.
- Asked community members with specific data-gathering expertise to support our work and integrated their feedback into the creation of the survey.
- Got feedback from friends and family members about their experience of taking the survey and made appropriate changes.
- Carefully considered our language choices. With inclusivity in mind, we asked: who might be left out? Whose lived experiences do we want to make sure to include?
- Mapped questions onto the current city budget, considering the relationship between current city spending and our survey questions.

Ultimately, the survey comprised twenty-six questions. Six were demographics questions. Four questions were open-ended, giving the community an opportunity to articulate their priorities in their own words and provide us with qualitative responses. The remaining questions were quantitative and asked community members to express how important particular items were for their ideal community, measured on a scale from one to five (one being, “not at all important,” and five being “extremely important”). These quantitative questions were broken into three sections:

- **Basic Needs**
  - This section included questions about housing security, health services, maintaining infrastructure, and city planning.
- **Community**
  - The community section included child and youth development, elder and disabled support, rectifying past racial injustices, housing affordability, parks and recreation, arts and culture, and libraries.
- **Public Safety**
  - In the public safety section, community members responded to questions about alternatives to police response, the police department, emergency and disaster preparedness, and the fire department.

After designing the survey, we spread the word! In order to share the survey throughout Alameda, members of our collective tabled at several community events in the Fall and Winter of 2022. We handed out and posted fliers at dozens of local businesses and public spaces. We felt inspired by the support we received. We had fruitful conversations with neighbors and engaged with people we did and didn't know, discussing the importance of including everyone's voice in the process. The next few pages provide more details on the survey design and show a closer look into our outreach efforts and community engagement.

# SURVEY INTRO

In order to provide context and orient the survey participant, we included these two pages at the opening of the survey. To see the whole survey, reference Appendix 1.

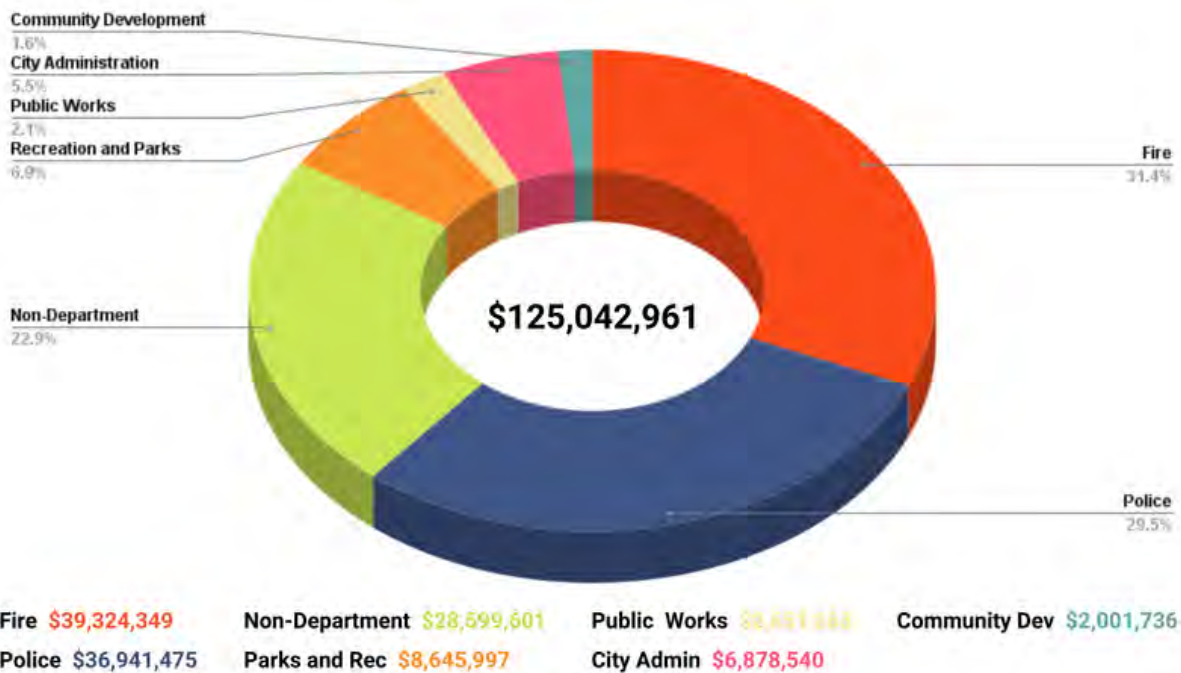
## 2022 Alameda Community Budget Survey Before we start...

Let's talk a little about city budgets!

The City of Alameda's budget is developed and adopted every two years. Before the final budget (the whole donut shown below) is approved by the city council, each department (donut slices) presents their own budget. The overall picture comes before the city council for feedback, direction, and eventual approval.

For the fiscal year 2020-2021, the city of Alameda's General Fund expenditures were \$125,042,961.

Here's how the money was spent:



## 2022 Alameda Community Budget Survey

The Alameda Community Budget places community needs and desires at the center of the city's budgeting process. City, county, state, and even federal budgets impact people's day-to-day lives. City budgets should reflect the community's priorities and values.

The Alameda Community Budget survey wants to know your top priorities. Alameda Community Budget volunteers will present the results of this survey to city staff and city council as they develop the city's next two-year budget.

**This survey is anonymous** and should take no more than 10 minutes. Thank you for contributing your voice to this important conversation!

### Language Support

您可以用中文回复阿拉米达社区预算。它很快就会上市。

Usted puede responder al Alameda Community Budget en español. Estará disponible pronto.

يمكنك الرد على ميزانية مجتمع ألاميدا باللغة العربية. وسوف تكون متاحة قريباً.

## Language Access

**We wanted to be sure that multiple language communities could access the survey. The survey was available in Spanish, Chinese (simplified), and Arabic. We promoted it on social media in these languages.**

# OUTREACH EFFORTS



**Places where ACB fliers were posted or handed out, tabling locations, and community events.**

**West End Business District**  
**Park Street Businesses**  
**South Shore Center**  
**Historic Japantown Unveiling**  
**Farm2Market Fall Fest**

**Harbor Bay Landing**  
**Movies in the Park**  
**Farmer's Market**  
**Pride in the Park**  
**...and more!**

# ACB AROUND THE ISLAND

WELCOME TO YOUR

*Alameda*  
MOD



WE MAKE PIZZA  
SO WE CAN SERVE PEOPLE.  
WE CALL IT  
"SPREADING MODNESS".

**alameda community budget**

In fiscal year 2020-2021, the City of Alameda spent the City's General Fund dollars like this:

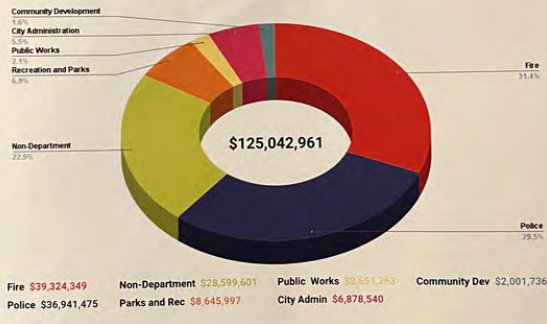
**\$125,042,961**

Would you spend the city budget this way?  
Let us know!  
Take a short online survey and tell us what your priorities are for a great community.



## alameda community budget

In fiscal year 2020-2021, the City of Alameda spent the City's General Fund dollars like this:



Would you spend the city budget this way?

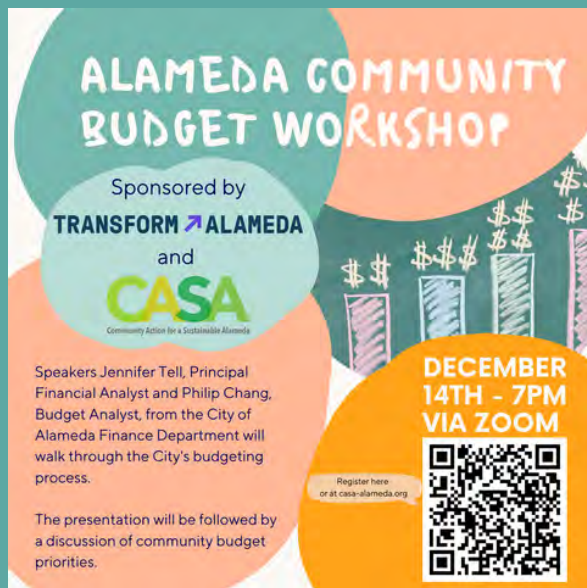
Let us know!

Take a short online survey and tell us what your priorities are for a great community.



# COMMUNITY WORKSHOPS

In December, we held two community workshops with partner organizations. These were opportunities to come together in community to learn more about and explore public budgets and topic areas within our survey. [Available online!](#)



**ALAMEDA COMMUNITY BUDGET WORKSHOP**


Sponsored by  
**TRANSFORM ALAMEDA**  
and  
**CASA**  
Community Action for a Sustainable Alameda

Speakers Jennifer Tell, Principal Financial Analyst and Philip Chang, Budget Analyst, from the City of Alameda Finance Department will walk through the City's budgeting process.

The presentation will be followed by a discussion of community budget priorities.

Register here  
or at [casa-alameda.org](http://casa-alameda.org)

**DECEMBER 14TH - 7PM VIA ZOOM**



**Budget Advocacy 101:**  
Building A Care First Budget

Join us online  
December 15  
7pm - 8pm

**B2SL** **TRANSFORM ALAMEDA**  
A Budget to Save Lives

The first workshop was hosted in partnership with [CASA](#) (Climate Action for a Sustainable Alameda) and featured speakers from Alameda City staff for "Budget 101" and a Q&A.

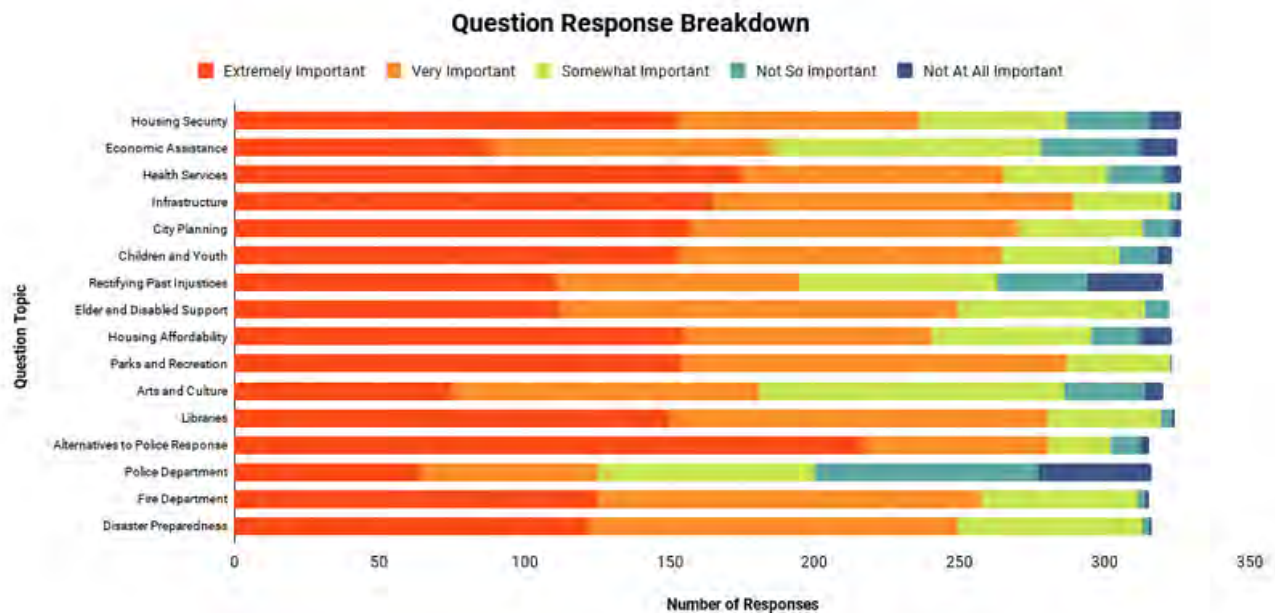
The second workshop was held with [Budget2SaveLives](#) and focused on statewide efforts around care-first budgets.

# RESULTS AND LEARNINGS

03

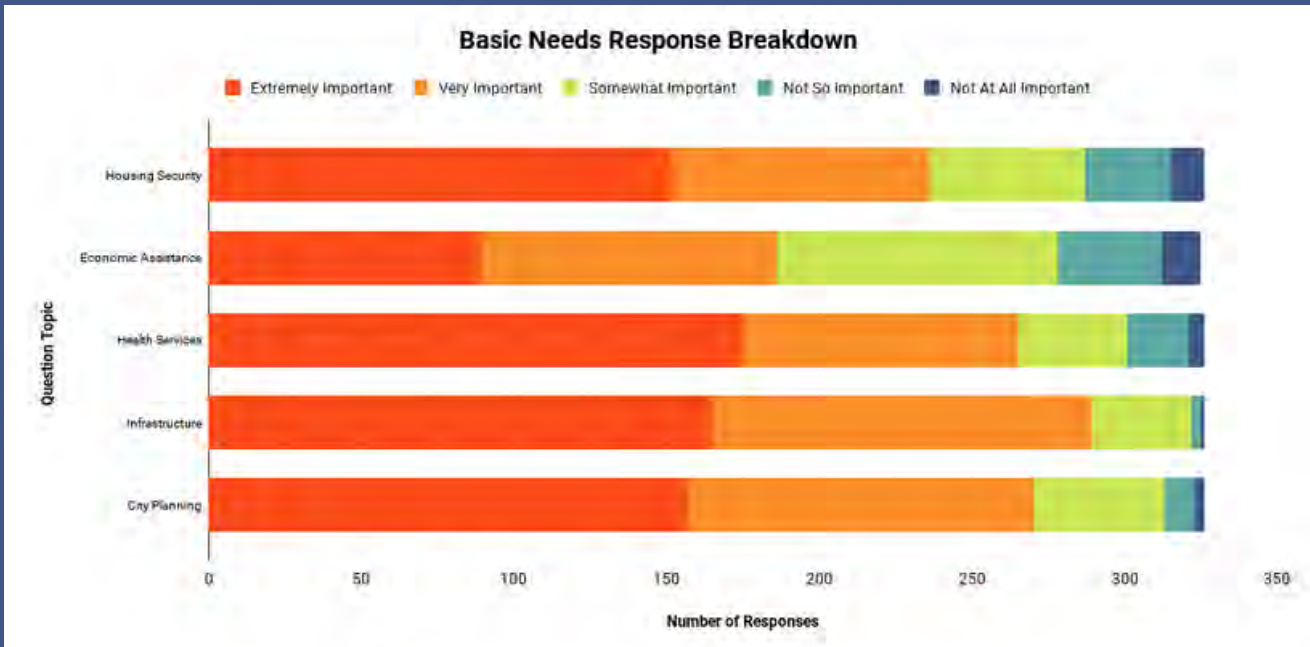
The survey results, both through answers to quantitative questions and trends in the qualitative, open-ended comments, show that respondents value the fulfillment of universal needs, community care, and community building. In looking at the results of the survey, community members' top and lowest priorities for what is important in their ideal community emerged.

The graph on this page shows the responses to all the quantitative questions asked in the survey. The following pages will expand each section of the survey (Basic Needs, Community, and Public Safety) and show the results in more detail.





# BASIC NEEDS QUESTIONS



**Infrastructure** (road safety, traffic, public transportation, bike lanes, sewers and public landscaping) was identified by survey respondents as the most important item in their ideal community in the Basic Needs section.

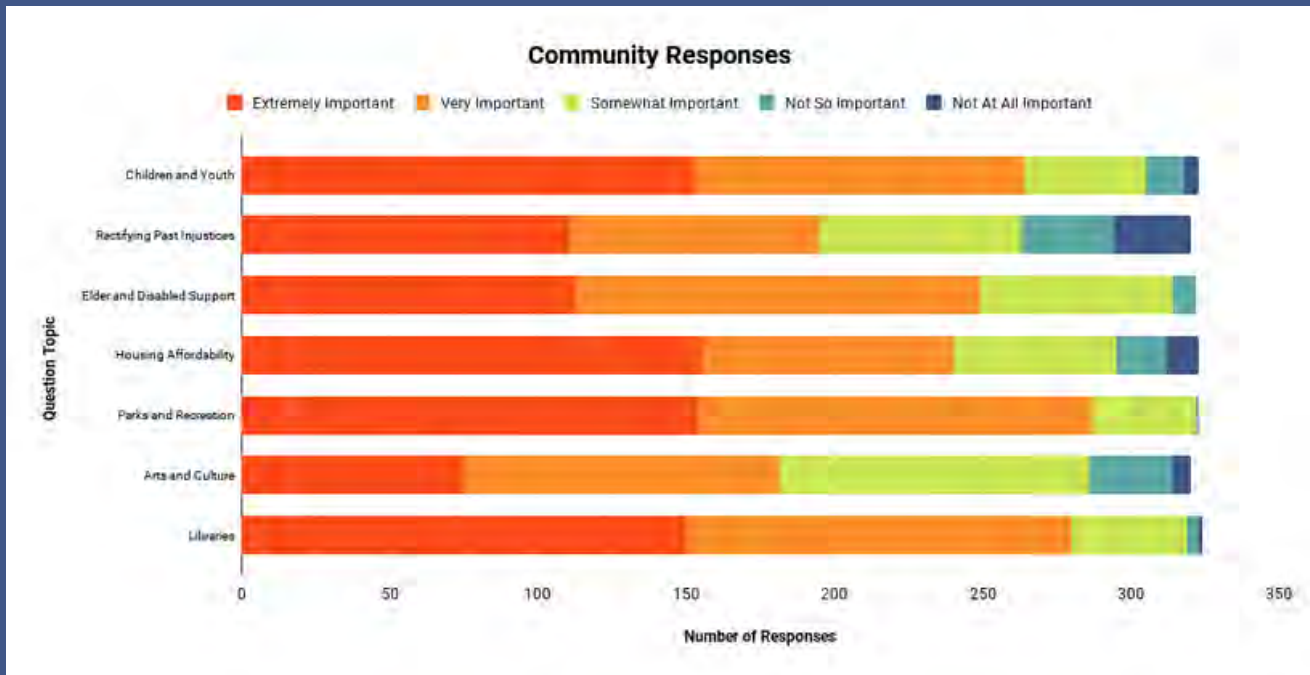
**156**

**people provided responses to the open-ended question in this section**

Three top categories emerged from the responses:

- **Housing affordability** (42 responses)
- **Parks, recreation, community health** (33 responses)
- **Infrastructure** (32 responses)

# COMMUNITY QUESTIONS



**Parks and Recreation** was identified by survey respondents as the most important item in their ideal community in the Community section. This was closely followed by Libraries.

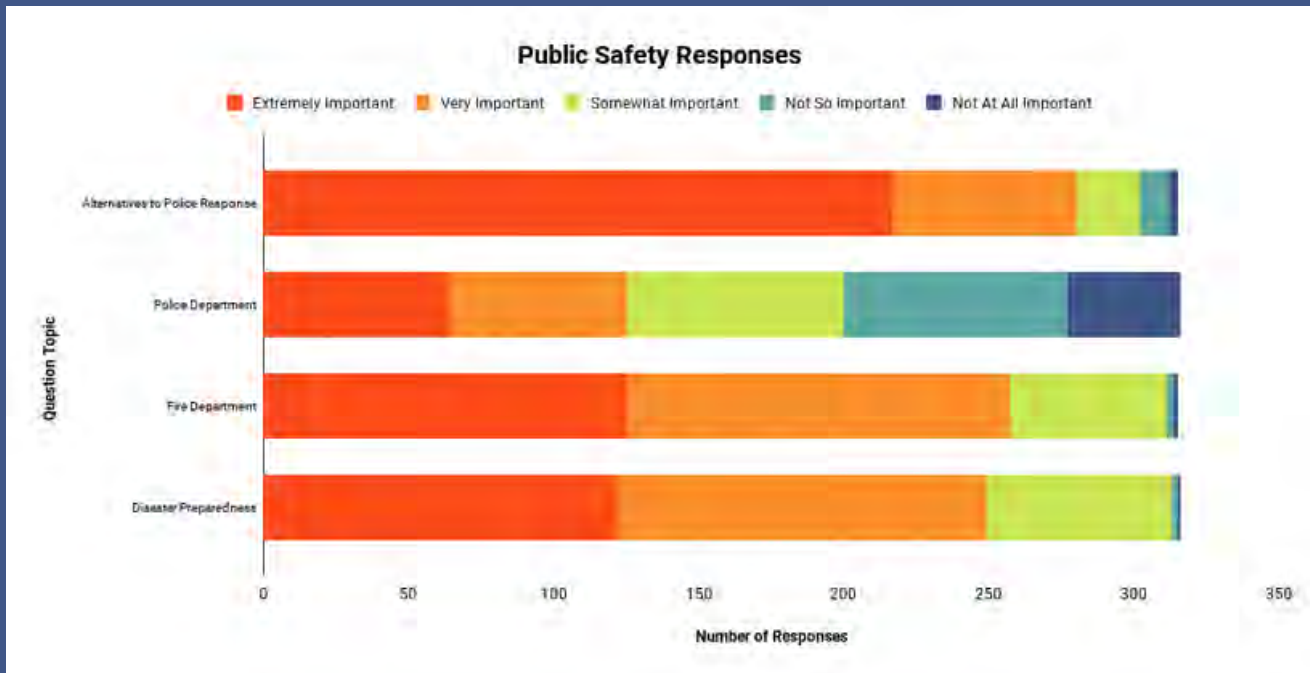
**94**

**people provided responses to the open-ended question in this section**

Three top categories emerged from the responses:

- **Community events and community building** (31 responses)
- **Support for families, caregivers, youth, teachers, and elders** (30 responses)
- **Parks and recreation** (17 responses)

# PUBLIC SAFETY QUESTIONS



**Alternatives to Police Response** were identified by survey respondents as most important in their ideal community in the Public Safety section. Notably, the Police Department received the lowest composite "extremely" and "very important" response of any question on the survey.

**107** people provided responses to the open-ended question in this section

Three top categories emerged from the responses:

- **Alternatives to policing, reallocating police funding, defunding police, or otherwise reducing policing** (25 responses)
- **Reforming policing, additional training, changing department priorities** (23 responses)
- **Road and traffic safety** (19 responses)

# Priorities identified by survey takers

89%

of respondents said **alternatives to police response** are “extremely” or “very important” to their ideal community

*69% responded "extremely," 20% "very"*

---

89%

of respondents said **Parks and Recreation** is “extremely” or “very important” to their ideal community

*48% responded "extremely," 41% "very"*

---

89%

of respondents said **maintaining infrastructure** is “extremely” or “very important” to their ideal community

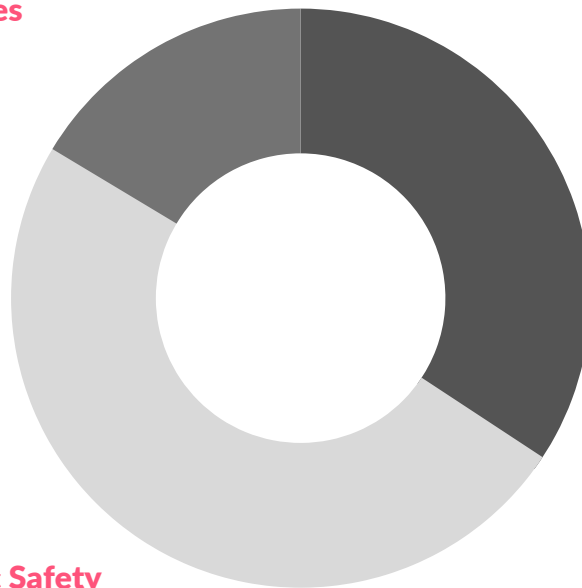
*51% responded "extremely," 38% "very"*

Overall, we found the results reflected a general community concern for the fulfillment of Alamedans' universal needs. While safety consistently came up in respondents' open-ended answers, very few respondents identified policing as important to their ideal community.

# Survey Narratives

Qualitative answers were an important part of the ACB process. Overall, we received 403 answers across four different open-ended answer boxes in the survey. We categorized all answers by topic. This graph represents the top three topics addressed. Following are some of the thoughtful and imaginative voices we heard in the survey.

**Homelessness and Housing**  
89 responses



**Community Services**  
186 responses

**Public Safety**  
268 responses

**"The city should be seriously considering establishing a public bank and maintaining control over public lands. The bank would allow the city to save money on fees for financing its operations and allow it to finance building projects in the public interest as well as give local loans..."**

**"Invest in basic needs - food, shelter, healthcare - to reduce dependency on policing which is an ineffective response to problems that often relate to basic needs not being met."**

**"I would love to see funding for community-led programs and projects. I believe the city can support community members and leaders with trusting in their ability to say what they need. My hope is that City Council invests more trust in the community itself to determine their basic needs and how to meet them."**

# Survey Narratives

**"I think that Alameda can, and should, be on the forefront of protecting public health and the unhoused, as well as quality of life for all...we should be setting the standard for caring communities across the country."**

**"I love living in Alameda and want it to be a safe, equitable, and welcoming space for all."**

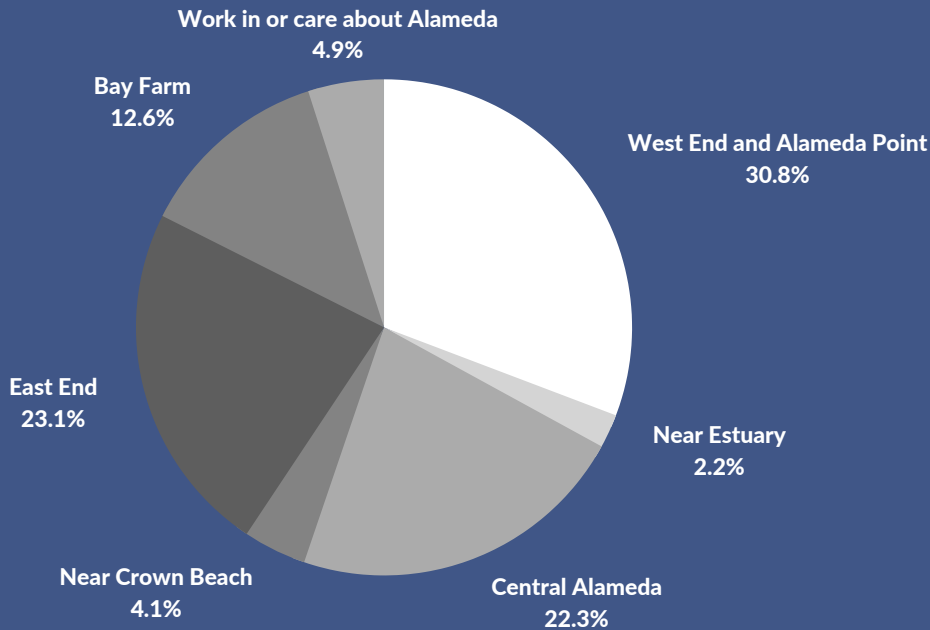
**"Community programs are the true safety-net of a community, not the police. Supporting the community means shifting the focus from punishment and fear to connection and mutual relationship."**

**"More Community Garden space and Co-housing options, a city-funded peace, justice, sustainability center...tree protection on private land, a water tower, grey water programs, water catchment, more funding for schools, honoring teachers, giving land back to the Ohlone people."**

**"I have been subject to multiple property (car and computer) thefts in the last few years, and it does suck and is a violation. I do wish we had an actual plan to try and curb this kind of crime, which would start with an understanding of who is doing it and why and what alternatives could exist. But all roads for these conversations seem to lead back to cops, who to be clear are not preventing or resolving them now. I would love to see an honest, imaginative community conversation about safety and opportunities to improve all of our standard of living..."**

# Who took the survey?

This is a snapshot of some of the answers to demographic questions. For the complete data, please reference Appendix 2.



**364**  
people  
across  
Alameda



When asked about their caregiver status, 7 out of 10 respondents identified as a caregiver

**20%**

of respondents identified speaking a non-English language at home

**63%**

of respondents answered 35 - 54 when asked their age

## Where we go from here

The City of Alameda's next two-year budget should be an expression of community priorities. The Alameda Community Budget can be a useful tool in a couple ways. First, it is an inclusive, people-driven budgeting process for our community, while simultaneously serving as a community needs assessment. Second, it can be a detailed, creative guide for how public money should be spent in order to meet those needs.

Two big themes emerged from survey responses: ways to address safety in our community, and meeting universal needs. The two were often linked in respondents' survey answers through strong support of police-alternatives, questions about the effectiveness of what is in place currently, encouragement of community building, and ideas for innovative services or programs that meet universal needs. It's clear that significant investment should be made into Community Development programming, Infrastructure, and Parks and Recreation. Together we can nurture a caring, vibrant, and whole island community.



# What you can do



**Make your voice heard! Express your community priorities by contacting your elected City Leaders**



**Participate in the City's budget development process in April and May by engaging with City Council meetings**



**Share your story with us! We want to highlight community experiences and connect them to budget areas**



**Connect with Transform Alameda on social media (links below) to learn more and receive action alerts**



**[hello@transformalameda.com](mailto:hello@transformalameda.com)**

We appreciate all who made this project a true community effort:

- Our workshop partners, CASA (Community Action for a Sustainable Alameda) and Budget2SaveLives.
- Everyone that provided initial feedback, from our partners at Alameda Justice Alliance to our friends, families, and neighbors.
- Those who supported increased language access through translation of the survey.
- Everyone who shared the survey on and offline.
- Groups and organizations who spread the word within their communities:

Friends of the West End

Alameda All Faiths

West End Arts District

Alameda Family Collective

Alameda Progressives

Alameda Renter's Coalition

Mosaic

AAPI Roundtable

Alameda Point Collaborative

CASA

**Most of all thank you to all the community members who expressed support for the Alameda Community Budget and engaged in this meaningful community conversation. This is work we can all do together, for one another.**

# APPENDICES

---

06

**Appendix 1: Survey Questions**

**Appendix 2: Demographic Data**

# Appendix 1



## 2022 Alameda Community Budget Survey

The Alameda Community Budget places community needs and desires at the center of the city's budgeting process. City, county, state, and even federal budgets impact people's day-to-day lives. City budgets should reflect the community's priorities and values.

The Alameda Community Budget survey wants to know your top priorities. Alameda Community Budget volunteers will present the results of this survey to city staff and city council as they develop the city's next two-year budget.

**This survey is anonymous** and should take no more than 10 minutes. Thank you for contributing your voice to this important conversation!

### Language Support

您可以用中文回复阿拉米达社区预算。它很快就会上市。

Usted puede responder al Alameda Community Budget en español. Estará disponible pronto.

يمكنك الرد على ميزانية مجتمع ألاميدا باللغة العربية. وسوف تكون متاحة قريباً.



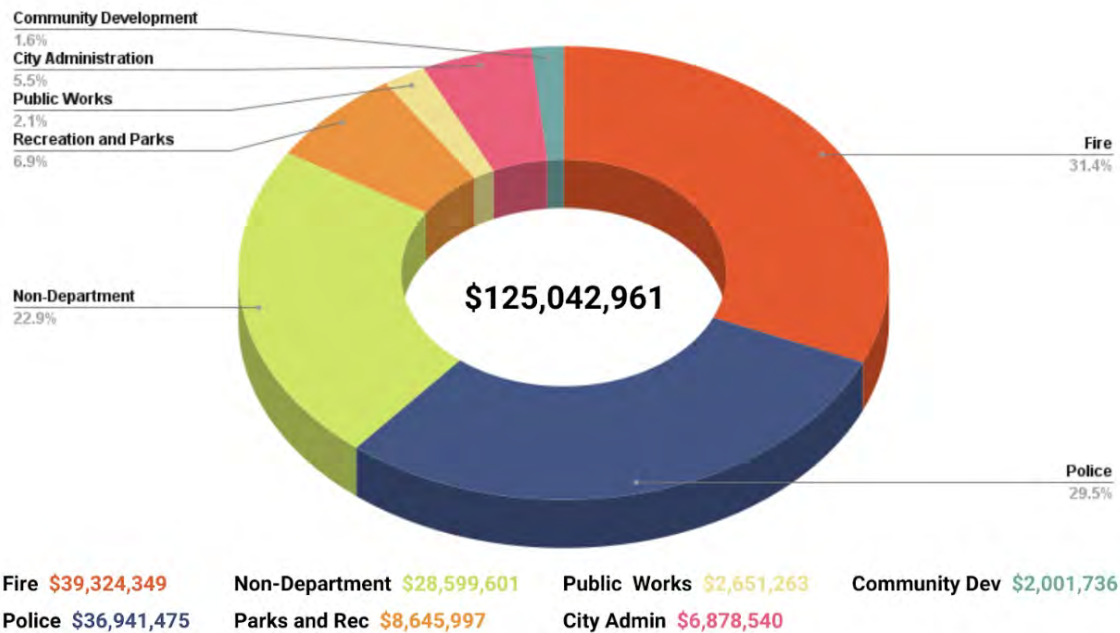
## 2022 Alameda Community Budget Survey Before we start...

Let's talk a little about city budgets!

The City of Alameda's budget is developed and adopted every two years. Before the final budget (the whole donut shown below) is approved by the city council, each department (donut slices) presents their own budget. The overall picture comes before the city council for feedback, direction, and eventual approval.

For the fiscal year 2020-2021, the city of Alameda's General Fund expenditures were \$125,042,961.

Here's how the money was spent:



Notes:

- On this donut graph, the slice called “Non-Department” refers to expenses such as: debt services, service fees and costs affiliated with running city government, and capital improvements.
- The “City Administration” slice includes expenses from the following departments: City Attorney, City Clerk, City Council, City Manager, Finance, and Human Resources.
- You might notice there is no mention of spending on public schools. The Alameda Unified School District is governed by its own board and has a separate budget from the City of Alameda.
- You can learn more about the specifics of any of these General Fund slices of the donut graph directly from city data. This graph is sourced from the Adopted FY 2020-2021 General Fund budget.

Priority based budgeting recognizes the need to be fiscally responsible and address community priorities. Here are a few facts about how the city currently spends public money (the General Fund):

- The Recreation and Parks department spends less than \$100,000 on community events.
- The Police Communications unit has a budget of over \$3 million.
- The Community Development department allots a little over \$500,000 towards homelessness.

Now, let's hear from you!

\* 1. First, do you live in Alameda?

- Yes, in the West End.
- Yes, in the East End.
- Yes, in Central Alameda.
- Yes, on Bay Farm.
- Yes, in Alameda Point.
- Yes, near the Oakland-Alameda Estuary.
- Yes, near Crown Beach.
- Yes, but in a different part of Alameda (not described above).
- No, but I work in Alameda.
- No, but there are other reasons I care about Alameda. (Please specify)



## 2022 Alameda Community Budget Survey

### Basic Needs

For the following questions about basic needs, please tell us how important each item is to you in your ideal community.

2. Housing Security, such as emergency shelter, city-owned housing, and rent/mortgage assistance.

- 5 - Extremely important
- 4 - Very important
- 3 - Somewhat important
- 2 - Not so important
- 1 - Not at all important

3. Economic Assistance, such as guaranteed income for individuals, and grants and loans for small businesses and independent contractors.

- 5 - Extremely Important
- 4 - Very Important
- 3 - Somewhat important
- 2 - Not so important
- 1 - Not at all important

4. Health Services, such as outreach, basic care, on-demand mental health and wellness services, and wellness education.

- 5 - Extremely important
- 4 - Very important
- 3 - Somewhat important
- 2 - Not so important
- 1 - Not at all important

5. Maintaining Infrastructure, such as streets, sidewalks, bike lanes, beaches, public landscaping, and sewer.

- 5 - Extremely important
- 4 - Very important
- 3 - Somewhat important
- 2 - Not so important
- 1 - Not at all important



6. City Planning, such as transit and transportation options, parking, climate adaptation, and renovating buildings to be climate-resilient, safe, and healthy.

- 5 - Extremely important
- 4 - Very important
- 3 - Somewhat important
- 2 - Not so important
- 1 - Not at all important

7. What else do you think the City of Alameda should be doing to support the basic needs of residents?

Help us tell the city what you need and want.



## 2022 Alameda Community Budget Survey Community

For the following questions, please tell us how important each item is to you in your ideal community.

8. Child and Youth Development, such as after-school programs, neighborhood youth programs, and youth centers.

- 5 - Extremely important
- 4 - Very important
- 3 - Somewhat important
- 2 - Not so important
- 1 - Not at all important

9. Rectifying past racial injustices, such as renaming some public spaces, continuing to pay the Shuumi Land Tax\*, and preserving records of discriminatory laws and practices.

\*The Shuumi Land Tax is a voluntary annual contribution that non-Indigenous people living on traditional Lisjan Ohlone territory make to support the critical work of the Sogorea Te' Land Trust.

- 5 - Extremely important
- 4 - Very important
- 3 - Somewhat important
- 2 - Not so important
- 1 - Not at all important

10. Elder & Disabled support, such as Mastick Senior Center, caregiver training, and supportive services.

- 5 - Extremely important
- 4 - Very important
- 3 - Somewhat important
- 2 - Not so important
- 1 - Not at all important

11. Housing Affordability, such as first-time homebuyer support, social housing, protecting tenants from displacement, flexible housing assistance, and supportive housing.

- 5 - Extremely important
- 4 - Very important
- 3 - Somewhat important
- 2 - Not so important
- 1 - Not at all important

12. Parks and Recreation, such as maintaining parks and pools, community events, and promoting environmental education and stewardship.

- 5 - Extremely important
- 4 - Very important
- 3 - Somewhat important
- 2 - Not so important
- 1 - Not at all important

13. Arts and Culture, such as support for local artists, cultural programs and projects, public and functional art, exhibits, and performances.

- 5 - Extremely important
- 4 - Very important
- 3 - Somewhat important
- 2 - Not so important
- 1 - Not at all important

14. Libraries, such as staff, facilities, books, online resources, programs and events for children, youth, adults and seniors.

- 5 - Extremely important
- 4 - Very important
- 3 - Somewhat important
- 2 - Not so important
- 1 - Not at all important

15. What else do you think the City of Alameda should be doing to support the community?

Help us tell the city what you need and want.



## 2022 Alameda Community Budget Survey

### Public Safety

For the following questions about public safety, please tell us how important each item is to you in your ideal community.

16. Alternatives to Police Response, such as the C.A.R.E. team\*, non-police traffic enforcement, and community-led safety like violence prevention and community de-escalation training.

\*The C.A.R.E. Team provides a 24/7 alternative response to nonviolent individuals facing a mental health crisis.

- 5 - Extremely important
- 4 - Very important
- 3 - Somewhat important
- 2 - Not so important
- 1 - Not at all important

17. Police Department, such as staff, vehicles, surveillance equipment, and weapons.

- 5 - Extremely important
- 4 - Very important
- 3 - Somewhat important
- 2 - Not so important
- 1 - Not at all important

18. Emergency and Disaster Preparedness and Planning, such as earthquake, climate, and other disaster education and response.

- 5 - Extremely important
- 4 - Very important
- 3 - Somewhat important
- 2 - Not so important
- 1 - Not at all important

19. Fire Department, such as staff, vehicles, training, paramedic response, and fire safety education.

- 5 - Extremely important
- 4 - Very important
- 3 - Somewhat important
- 2 - Not so important
- 1 - Not at all important

20. What else do you think the City of Alameda should be doing to meet the public safety needs of the community?

Help us tell the city what you need and want.



## 2022 Alameda Community Budget Survey Demographics

We invite you to tell us more about yourself. All information will be kept private. We will not be collecting names or any personally identifiable information.

This data will help us better understand the survey sample by comparing it to the publicly available Census data to understand how representative findings are of Alameda. It also helps us to understand the varying needs of the many diverse communities within our City.

21. Select a category below that best describes your age.

21 or younger

55 or older

22-34

I prefer not to say

35-54

22. Race/ethnicity. Select all that apply.

Asian or Asian American  Native Hawaiian or Pacific Islander

Black or African American  White/Caucasian

Indigenous

Latinx or Hispanic

I describe myself as (please specify)

I prefer not to say

23. What best describes your living situation? Select all that apply.

I currently own my home

I'm currently renting

I'm currently experiencing housing insecurity

My current living situation is (please specify)

I prefer not to say

24. Are you currently a caregiver? Note: even if you're a caregiver as part of paid work, please select all that apply.

I take care of children  I am not currently a caregiver

I take care of aging adults

I take care of adults with special needs

I take care of (please specify)

I prefer not to say

25. What languages are spoken in your home? Select all that apply.

Arabic

Spanish

Cantonese

Tagalog

English

Vietnamese

Mandarin

In my home, we speak (please specify)

I prefer not to say

26. Anything else you'd like us to know?



## 2022 Alameda Community Budget Survey

Thank you!

Would you like to receive the results of the Alameda Community Budget Survey?

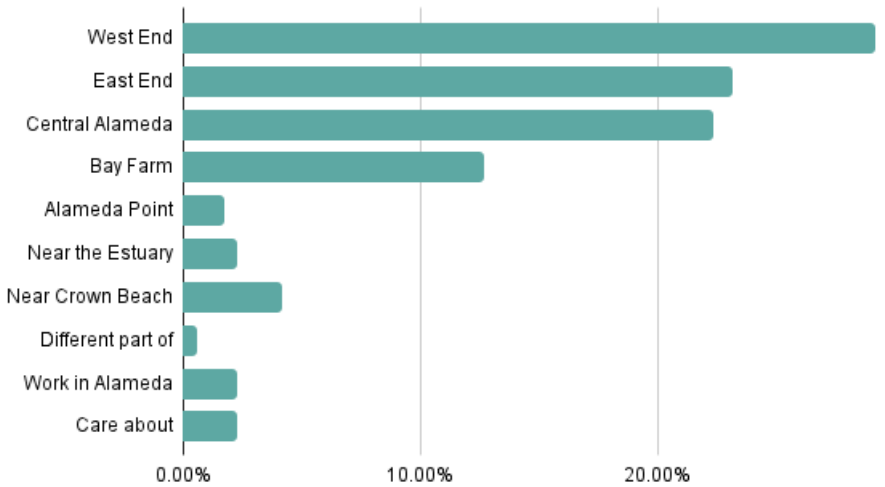
If so, or if you'd like to keep in touch or share any additional feedback, please share your email address [here](#).

# Appendix 2



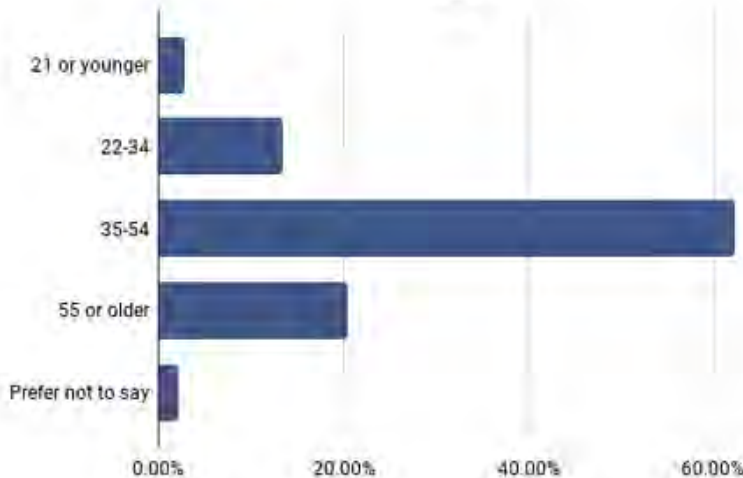
# DEMOGRAPHIC DATA

Where Survey Takers Live



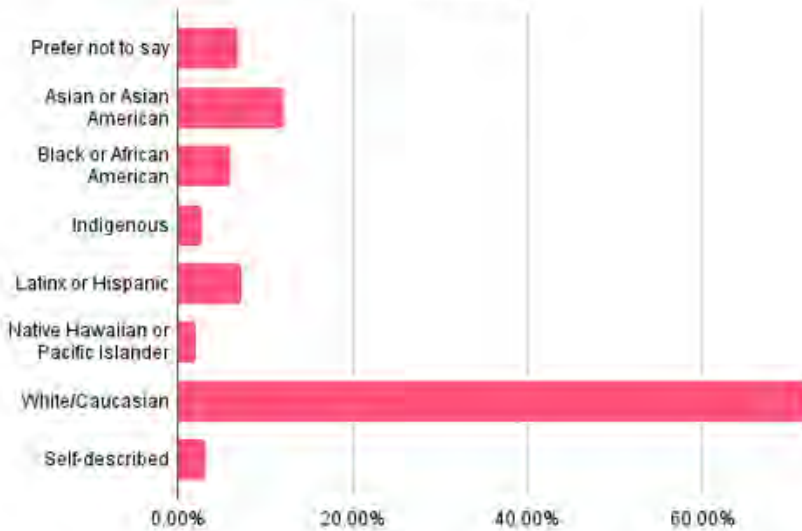
| Q.1 First, do you live in Alameda?    |            |           |
|---------------------------------------|------------|-----------|
| Location                              | Response % | Responses |
| West End                              | 29.12%     | 106       |
| East End                              | 23.08%     | 84        |
| Central Alameda                       | 22.25%     | 81        |
| Bay Farm                              | 12.64%     | 46        |
| Alameda Point                         | 1.65%      | 6         |
| Near the Estuary                      | 2.20%      | 8         |
| Near Crown Beach                      | 4.12%      | 15        |
| Different part of Alameda             | 0.55%      | 2         |
| Work in Alameda                       | 2.20%      | 8         |
| I care about Alameda for other reason | 2.20%      | 8         |
| Answered                              |            | 364       |

Age



| Q21. Select a category below that best describes your age. |            |           |
|--|------------|-----------|
| Answer Choices   | Response % | Responses |
| 21 or younger  | 2.57%      | 8         |
| 22-34  | 13.18%     | 41        |
| 35-54  | 62.06%     | 193       |
| 55 or older  | 20.26%     | 63        |
| Prefer not to say  | 1.93%      | 6         |
| Total responses  |            | 311       |

### Race/Ethnicity

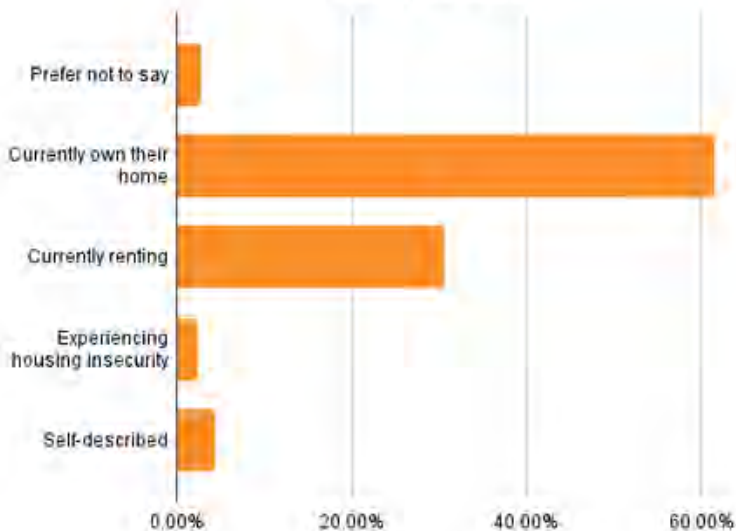


### Q22. Race/ethnicity. Select all that apply.

| Answer Choices                      | Response % | Responses |
|-------------------------------------|------------|-----------|
| Prefer not to say                   | 6.75%      | 21        |
| Asian or Asian American             | 11.90%     | 37        |
| Black or African American           | 5.79%      | 18        |
| Indigenous                          | 2.57%      | 8         |
| Latinx or Hispanic                  | 7.07%      | 22        |
| Native Hawaiian or Pacific Islander | 1.93%      | 6         |
| White/Caucasian                     | 71.70%     | 223       |
| Self-described                      | 2.89%      | 9         |
| Total responses                     |            | 311       |

*Self-described answers included: mixed race, bi-racial, Middle Eastern, and Sicilian.*

### Living Situation

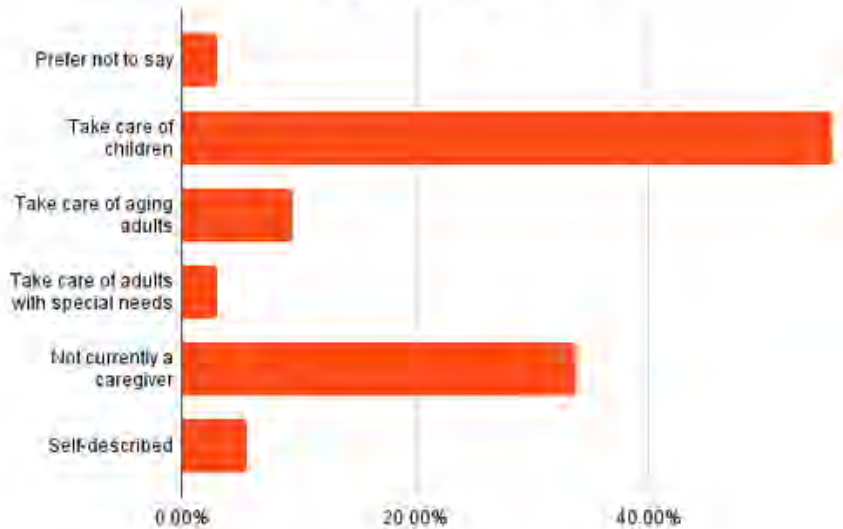


### Q23. What best describes your living situation? Select all that apply.

| Answer Choices                  | Response % | Responses |
|---------------------------------|------------|-----------|
| Prefer not to say               | 2.58%      | 8         |
| Currently own my home           | 61.29%     | 190       |
| Currently renting               | 30.32%     | 94        |
| Experiencing housing insecurity | 2.26%      | 7         |
| Self-described                  | 4.19%      | 13        |
| Total responses                 |            | 310       |

*Self-described answers included: living with family members, and living with roommates.*

### Caregiver Status

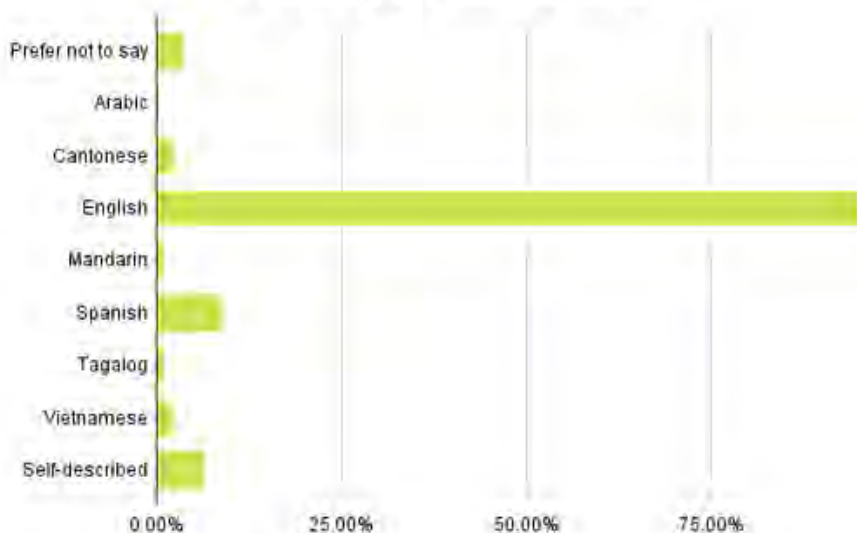


**Q24. Are you currently a caregiver? Note: even if you're a caregiver as part of paid work, please select all that apply.**

| Answer Choices                         | Response % | Responses |
|--|------------|-----------|
| Prefer not to say                      | 2.89%      | 9         |
| Take care of children                  | 55.63%     | 173       |
| Take care of aging adults              | 9.32%      | 29        |
| Take care of adults with special needs | 2.89%      | 9         |
| Not currently a caregiver              | 33.76%     | 105       |
| Self-described                         | 5.47%      | 17        |
| Total responses                        |            | 311       |

*Self-described answers included: aging parents, disabled partner(s), and pets.*

### Languages Spoken At Home



**Q25. What languages are spoken in your home? Select all that apply.**

| Answer Choices    | Response Percent | Responses |
|-------------------|------------------|-----------|
| Prefer not to say | 3.28%            | 10        |
| Arabic            | 0.00%            | 0         |
| Cantonese         | 1.97%            | 6         |
| English           | 95.08%           | 290       |
| Mandarin          | 0.66%            | 2         |
| Spanish           | 8.52%            | 26        |
| Tagalog           | 0.66%            | 2         |
| Vietnamese        | 1.97%            | 6         |
| Self-described    | 6.23%            | 19        |
| Total responses   |                  | 305       |

*Self-described answers included: Shanghainese, French, Malay, Italian, Russian, Korean, Hebrew, Dutch, and Polish.*