

OAKLAND ALAMEDA ACCESS PROJECT

**City of Alameda Transportation Commission
September 28, 2024**

ITEM 6-D



Oakland Alameda Access Project

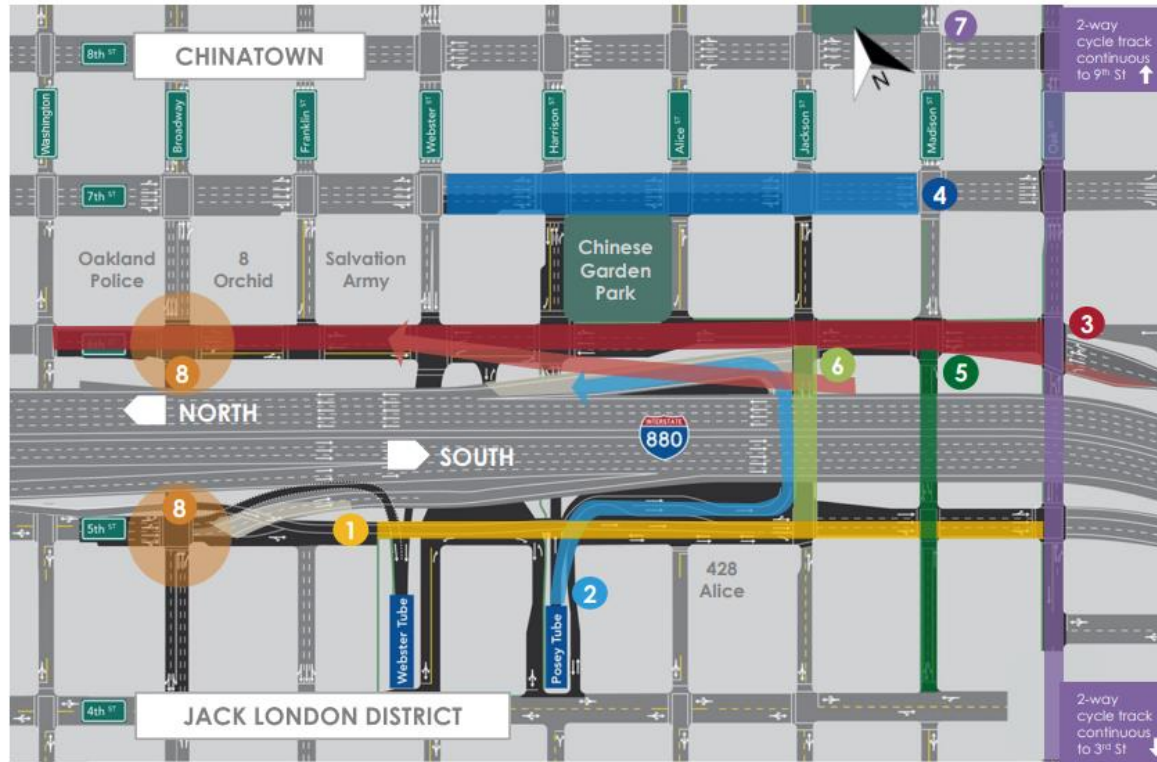
- Led by Alameda CTC
- \$152M regional project
- Improve access to I-880 & I-980
- Improve safety and reduce traffic in Oakland Chinatown
- 20+ years planning
- Construction beginning mid-2025, completed 2028



2 Source: Alameda CTC, February 2024



Major Roadway Improvements



- 1 **Realign** WB I-980 Jackson St off-ramp and reconstruct 5th St
- 2 **Construct** right-turn from Posey Tube onto Horseshoe to NB Jackson St on-ramp
- 3 **Widen** NB I-880 Oak off-ramp, **remove** NB I-880 Broadway off-ramp, **reconstruct** 6th St for multi-modal access (Oak St to Washington St)
- 4 **Restripe** 7th St and improve intersections
- 5 **Restripe** Madison for 2-way travel between 4th to 6th St
- 6 **Restripe** Jackson for 1-way between 5th to 6th
- 7 **Restripe** Oak St for multimodal access (2-way cycle track from 3rd to 9th St)
- 8 **Reconfigure** intersections at Broadway and 6th and 5th St

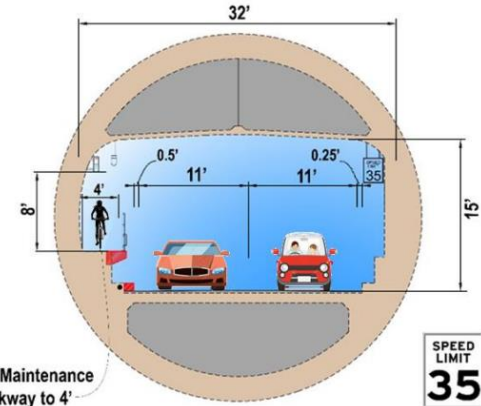
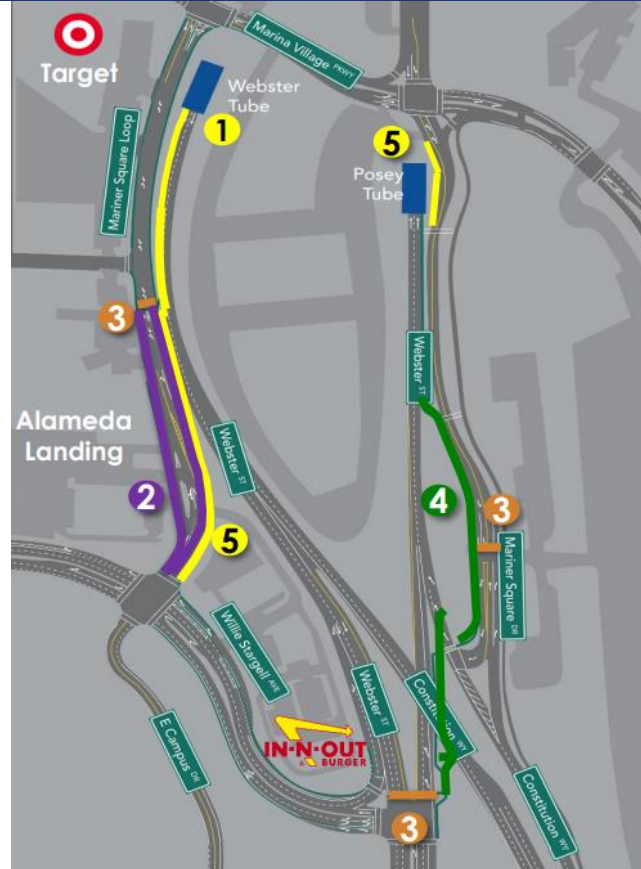
Source: Alameda CTC, February 2024



Alameda Bike/Ped Improvements

- 1 Widen and open **walkway** through Webster Tube and along Webster Street connecting to Mariner Square Loop (0.8 miles)
- 2 New **Class II** bike lane on Mariner Square Loop (0.3 miles)
- 3 Add crosswalks to connect ped/bike paths
- 4 **New Class I path**: Realign and widen path to 8 feet (0.3 miles)
- 5 **Sidewalk extension** on Mariner Square Loop and Mariner Square Drive (0.3 miles)

Source: Alameda CTC, February 2024



Widen Maintenance Walkway to 4' Open to Public

Webster Tube Cross-Section

Section D - Looking North Towards Oakland



ACTC PS&E: Expected Construction Impacts

Continuous Single-Lane Tube Closures

- Posey Tube: two-year continuous single lane closure
- Webster Tube: 8-month continuous single lane closure
- *The two closures overlap by 5 months.*

Intermittent Full Tube Closures

- Posey: 23 nighttime closures and 8 full weekend closures spread over two years
- Webster Tube: 10 nighttime closures over six months (no full weekends)



City Concerns re Long-Term Single-Lane Closures

Severe impacts on Alameda community:

- **Bus riders.** Longer waits and much longer rides.
- **Drivers.** Major peak hour congestion at all Alameda gateways.
- **Business community.** 380+ businesses in West Alameda who rely on visitors and employees from outside Alameda.

Alameda seniors catching the 51A from Mastick Senior Center



City Actions to Address Concerns

Seek solutions to minimize Tube closures:

- Contracted with an engineering firm
- Submit comments on Alameda CTC's PS&E on 8/30
- Markups showing how construction can be done with nighttime and intermittent weekend closures (*show that long-term 24/7 single-lane closures not needed*)

Support public communication:

- Contracted with expert firm
- Support Alameda's role in communications
- Review Caltrans communications plan when available



Staff Recommendation to TC

- Receive an update
- Review and discuss

