

# ***2025 General Plan/Housing/ Transportation & Climate Action Annual Reports***

**City Council Meeting  
March 17, 2026**



# *Permit Center and Code Enforcement Highlights*



# 2025 Customer Service and Public Engagement

## **Customer Service**

- 8,560 phone calls handled
- 20,980 emails responded to
- High volume of public interaction & trusted service delivery

## **Public Engagement**

- 32 public meetings across 5 Boards and Commissions
- 40+ additional community meetings and events



# 2025 Permit Center + Inspections

- 4,525 permits processed
- 68% of which were issued as Express Permits
  - (1-3 day processing)
- 30,520 inspections completed
- 99% were same day inspection



# Upcoming Enhancements

## Instant Permits



Certain like-for-like permits not requiring plans

## Express Permits



Permits requiring minor plan review

## Standard Permits



Permits requiring full plan check review



# 2025 Code Enforcement

- Two-officer team
- 506 cases opened; 1,039 inspections conducted

## New Programs in 2025:

- Sidewalk Vending Enforcement – Christmas Tree Lane
- Tobacco Business Enforcement – 43 businesses
- Vacant Building Monitoring – 32 properties



# *General Plan & Housing Element Annual Report*



# Housing Production

INCOME CATEGORY *	8-YEAR RHNA GOAL	BUILDING PERMITS ISSUED		REMAINING TO MEET RHNA
		2024	2025	
Very Low Income	1,421	124	17	1,212
Low Income	818	18	15	763
Moderate Income	868	21	15	726
Market Rate	2,246	80	18	1,989
<b>TOTAL</b>	<b>5,353</b>	<b>243</b>	<b>65</b>	<b>4,690</b>

\* Includes allocated affordability of ADUs based on ABAG / HCD formula.



# Program Implementation

- Entered into an Agreement for Assignment and Assumption of Affordable Housing with Risewell Homes for Alameda Marina.
- Final'd North Housing projects for 45 units for unhoused families and individuals and 64 units for seniors and formerly unhoused veterans.
- Administered a residential rehabilitation grant program for low to moderate income residents prioritizing seniors and persons with disabilities.
- Pivoted the first-time homebuyer program to focus on providing below market ownership units with reduced down payment requirements. Over the course of the year, there were 11 moderate, 6 low, and 1 very low income first-time homebuyers.



# Upcoming Ordinances

- Inclusionary Housing
- ADU Ordinance
- Commercial Zoning Update
- Design Review / Ministerial Review
- Short Term Rental Regulations

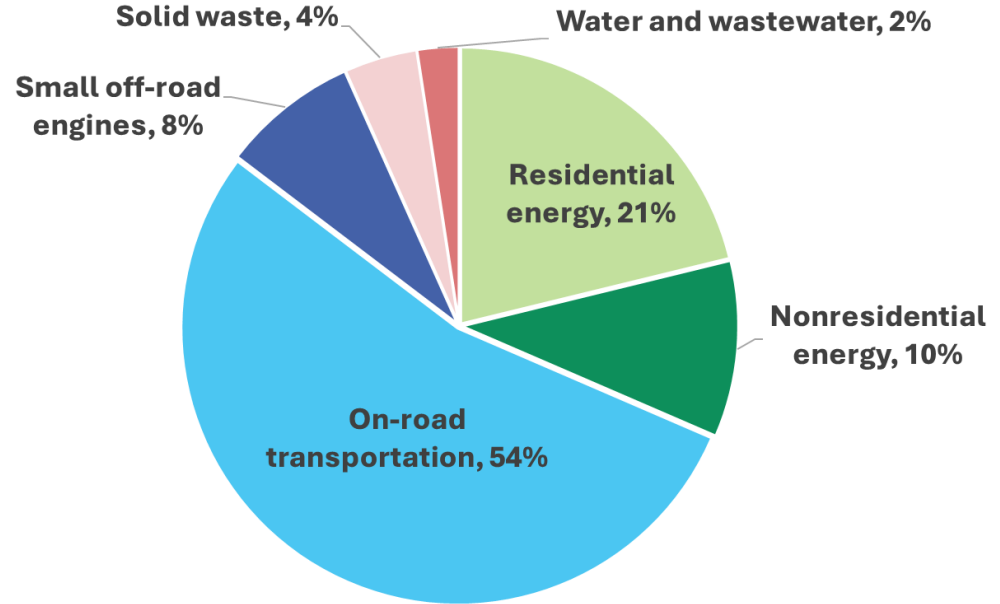


# *CARP Annual Report*



# CARP Targets

- Reduce community-wide greenhouse gas (GHG) emissions **50% below 2005 levels by 2030**
- Reach **net-zero emissions** by 2045
- **Prepare for climate impacts** such as shoreline flooding and rising groundwater



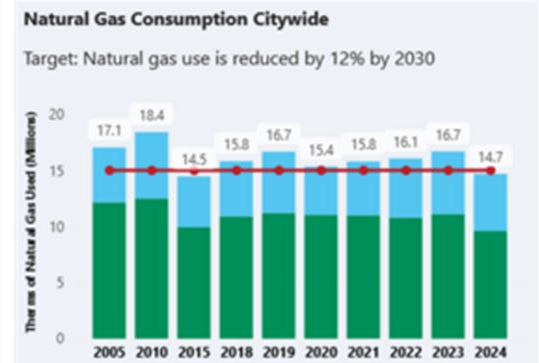
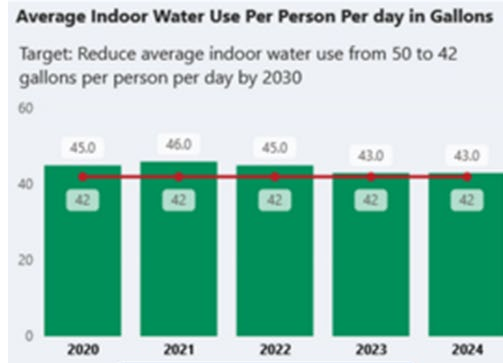
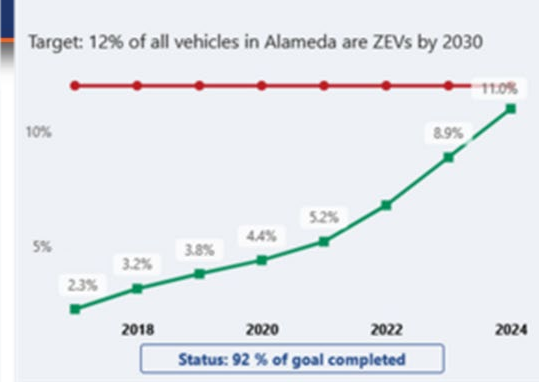
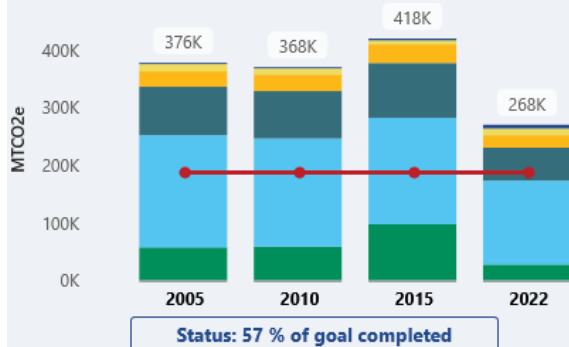
# Meeting 2030 GHG Goals

## CARP Metrics Hub

[www.alamedaca.gov/CARPmetrics](http://www.alamedaca.gov/CARPmetrics)

### Community GHG Emissions

Target: Reduce GHG emissions 50% below 2005 levels by 2030 and net zero emissions by 2045



# Climate Action

## 2025 Accomplishments

- City's first **public curbside EV chargers** and three chargers at **Bohol Circle Park**
- 159 residential and 9 commercial EV charging; 55 e-bike and 47 used EV **AMP rebates**
- New local requirements for **heat pumps** in place of air conditioners and “**electric-ready**” upgrades during remodels
- **Home Electrification Fair** with 150 participants
- 173 **AMP rebates** for water heaters, furnaces, dryers, panel upgrades, induction cooktops.
- Updated **Zero Waste Implementation Plan**
- Volunteer-supported **tree planting** in parks
- **Youth Climate Ambassadors** program

## 2026 Priorities

- Municipal and communitywide **GHG inventories**
- **Deploy public chargers** in curbside and city parking lots with grant funding.
- Consider local requirements for **nonresidential AC-to-heat pump** replacements
- **Home Electrification Fair** and outreach and education about electrification and rebates.
- Implement **Zero Waste Implementation Plan**
- Adopt the **Urban Forest Plan** and expand volunteer participation for parks tree

# Sea Level Rise Adaptation

## 2025 Accomplishments

- Supported the **Climate Arts Initiative** *RISING TIDES*
- **Sea Level Rise Planning Fair** with 150 participants and community surveys
- Council **approved design concepts** for Estuary and Bay Farm Island Adaptation Projects
- Secured **grant funding** to advance Bay Farm Island project to 60% design

## 2026 Priorities

- Begin development of **Shoreline Adaptation Plan**
- Advance design of **Bay Farm Island Adaptation Project** with grant funding
- Continue to **seek funding** to advance other priority adaptation projects, including Estuary and South Shore Adaptation Projects
- Continue robust community **outreach and education** campaigns





# *Transportation Annual Report*



# 2025 By The Numbers



**1.5**

Miles Built, All Ages  
& Abilities Bikeways



**8,184**

Sidewalk Trip  
Hazards Repaired



**125,301**

Passengers on Oakland  
Alameda Water Shuttle



**25**

Upgraded Curb  
Ramps



**79**

Intersection Safety  
Improvements



**225,467**

Rides with the Free Bus  
Pass Program




# 2025 Highlights



Pacific Ave  
Neighborhood  
Greenway



Annual Bike  
Festival



First Roundabouts  
Constructed



# Look Ahead to 2026



# Staff Recommendation

**Accept the 2025 Annual Reports on the Alameda 2040 General Plan/Housing Element, Climate Action and Resiliency Plan, Active Transportation Plan, Vision Zero Action Plan, and Transportation Choices Plan**





Thank You to Our Dedicated Staff