

# X City

## 2022 Point In Time Count

### Unsheltered Population Report

Every two years, during the last 10 days of January, communities across the country conduct comprehensive counts of people experiencing homelessness in order to measure the prevalence of homelessness in each local community. The 2022 Alameda County EveryOne Home Point-in-Time Count was a community-wide effort conducted on **January 25th, 2021**. Results presented below are for those individuals that were observed as being unsheltered or enrolled in sheltered services in X city on that day.



## 80 Individuals

Were observed as being  
unsheltered in City X.

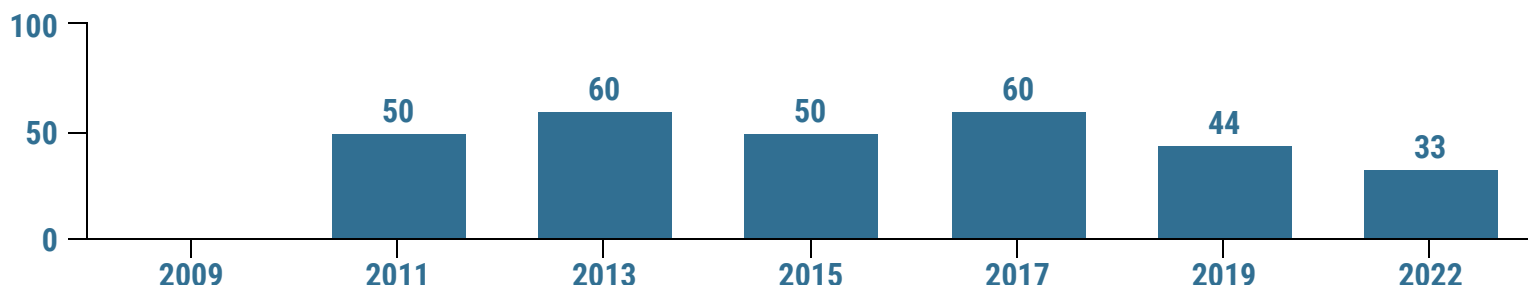


## 8000 Individuals



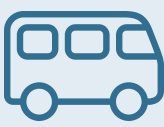




Were observed as being  
unsheltered in Alameda County.

1% of *unsheltered* Individuals in Alameda County Live in X City

### Count of Unsheltered Individuals Over Time



### Unsheltered Population by Location

	Tent	Car/Van	RV	Street/ Outside	Abandoned Building
X City	20% (16)	20% (16)	20% (16)	20% (16)	20% (16)
		 	 		
Alameda County	20% (16)	20% (16)	20% (16)	20% (16)	20% (16)