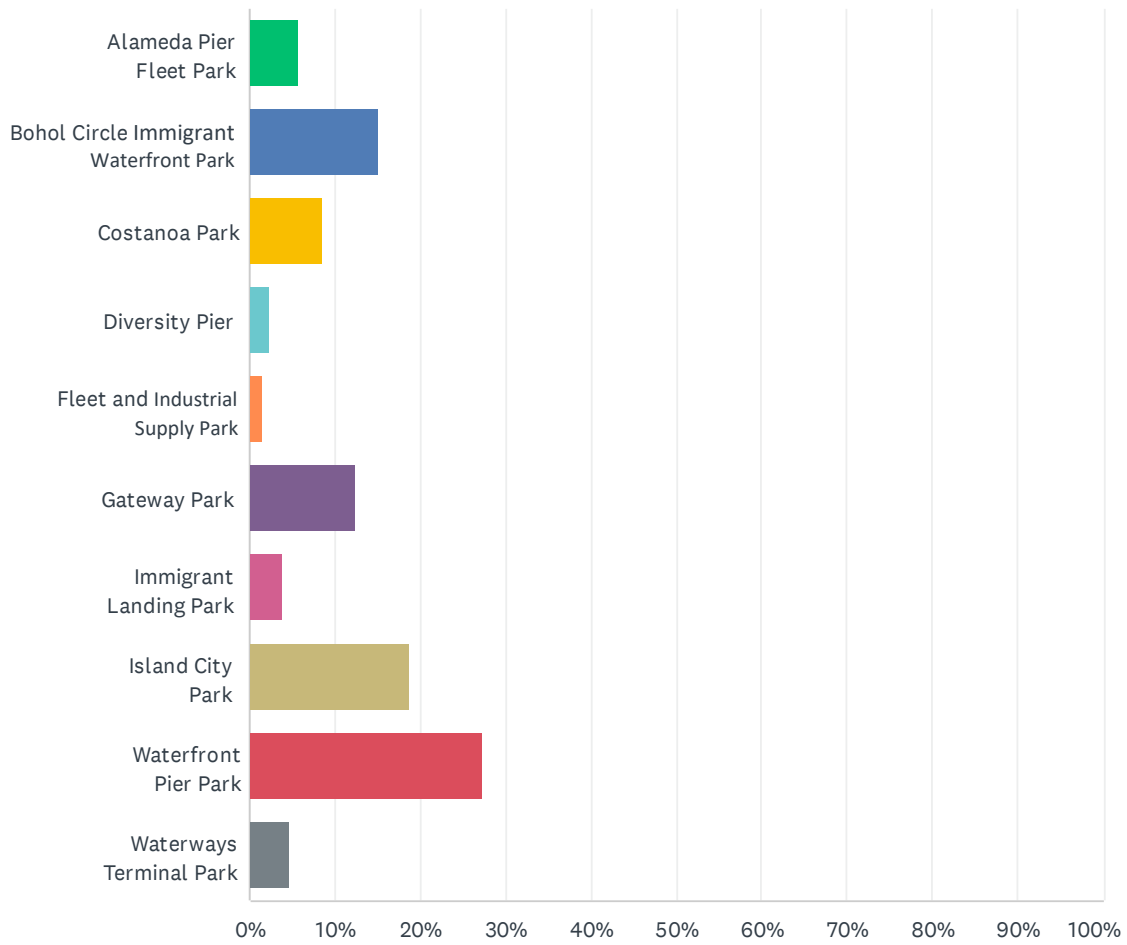


# Q1 Top 10 Name Ideas for Alameda Landing Waterfront Park( pick 1)

Answered: 1,203 Skipped: 30

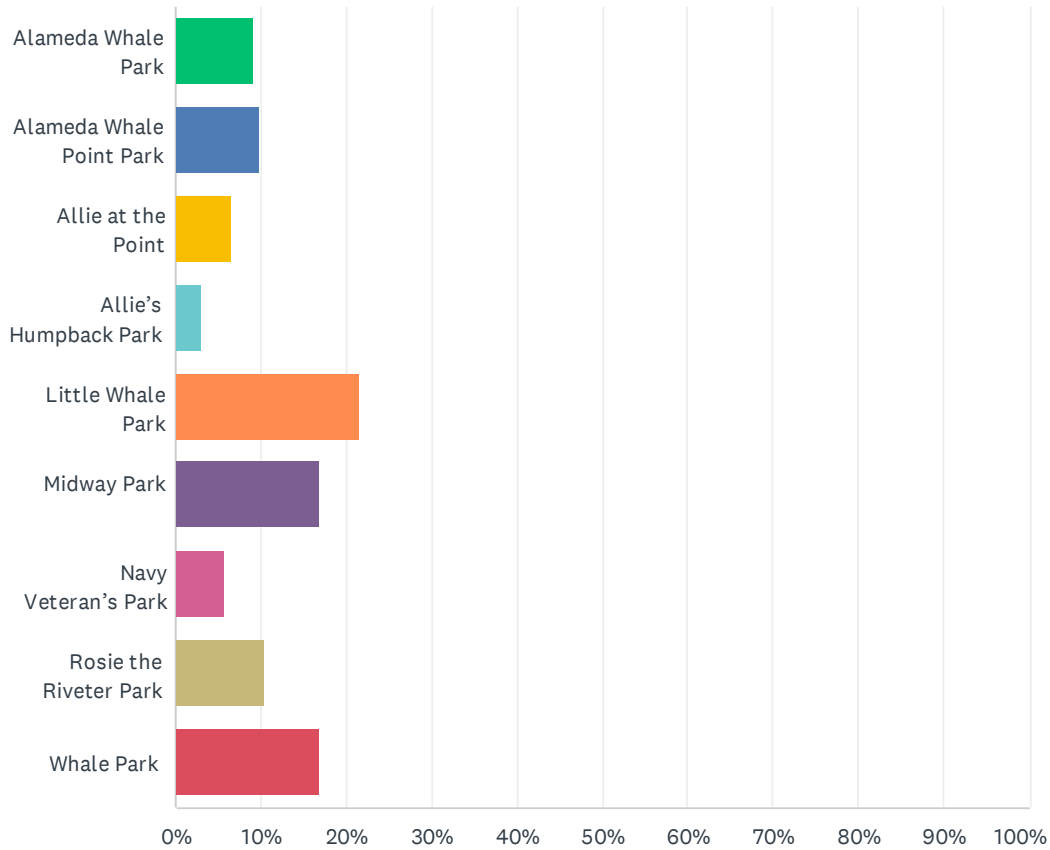


## Top 10 Park Name Survey

ANSWER CHOICES	RESPONSES	
Alameda Pier Fleet Park	5.65%	68
Bohol Circle Immigrant Waterfront Park ( Bohol Circle is an Alameda Filipino-American social society)	15.05%	181
Costanoa Park	8.56%	103
Diversity Pier	2.33%	28
Fleet and Industrial Supply Park	1.50%	18
Gateway Park	12.39%	149
Immigrant Landing Park	3.91%	47
Island City Park	18.70%	225
Waterfront Pier Park	27.27%	328
Waterways Terminal Park	4.66%	56
<b>TOTAL</b>		<b>1,203</b>

## Q2 Name Ideas for Alameda Point Neighborhood Park

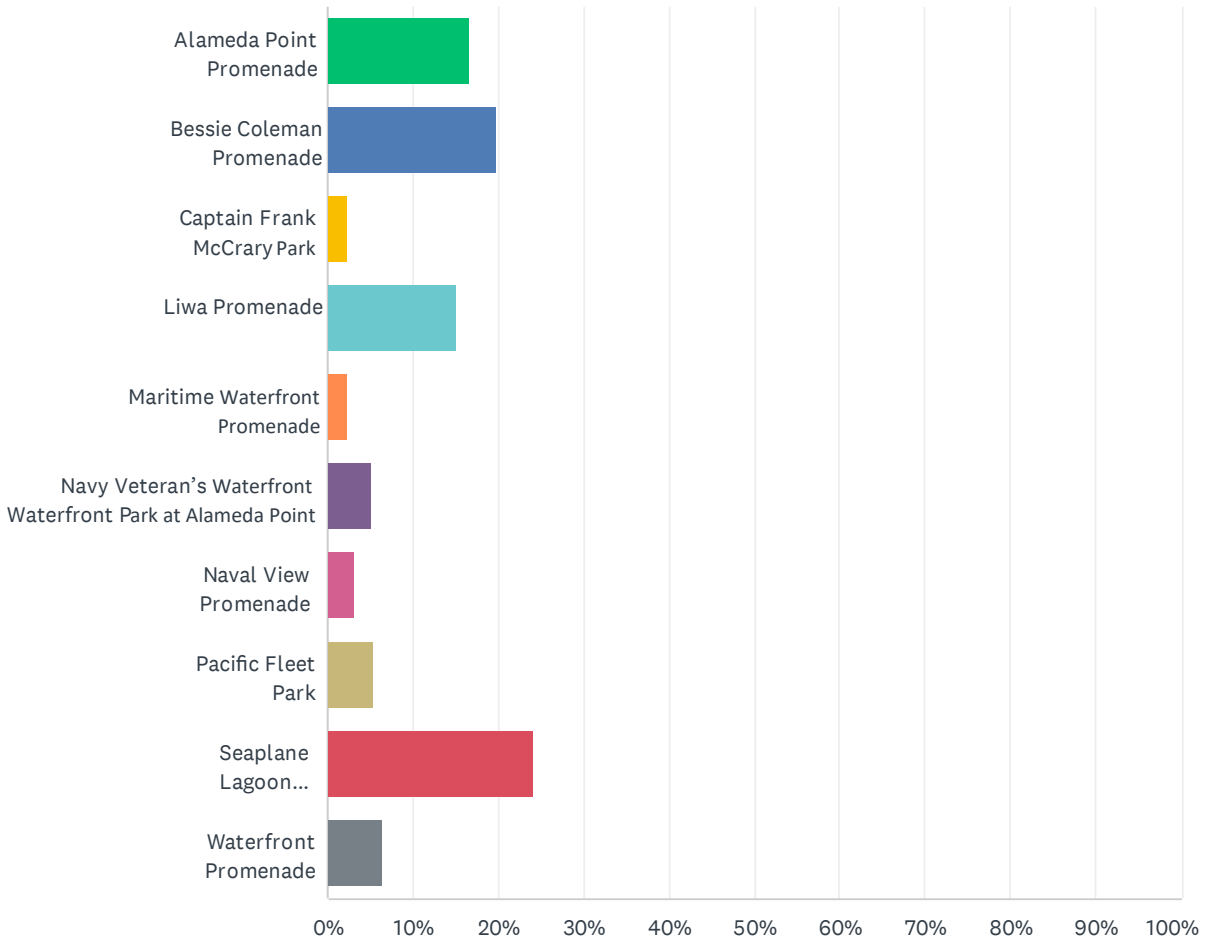
Answered: 1,176 Skipped: 57



ANSWER CHOICES	RESPONSES
Alameda Whale Park	9.18% 108
Alameda Whale Point Park	9.86% 116
Allie at the Point	6.55% 77
Allie's Humpback Park	2.98% 35
Little Whale Park	21.60% 254
Midway Park ( The Battle of Midway was a WWII naval battle and the USS Midway was an aircraft carrier based at Naval Air Station Alameda	16.84% 198
Navy Veteran's Park	5.78% 68
Rosie the Riveter Park (A symbol of WWII representing women who worked in factories and shipyards)	10.46% 123
Whale Park	16.75% 197
<b>TOTAL</b>	<b>1,176</b>

## Q3 Name Ideas for Alameda Point Waterfront Park

Answered: 1,154 Skipped: 79

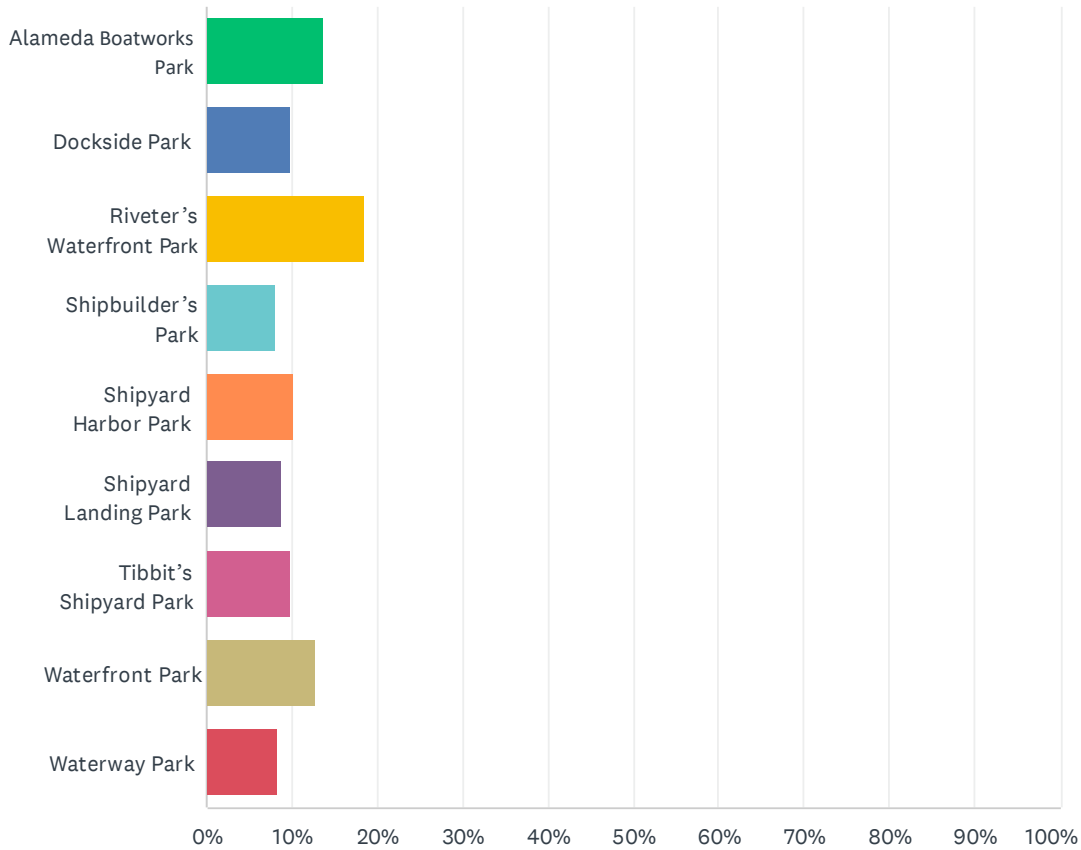


## Top 10 Park Name Survey

ANSWER CHOICES	RESPONSES	
Alameda Point Promenade	16.55%	191
Bessie Coleman Promenade(The first African-American woman and Native American to hold a pilot's license)	19.76%	228
Captain Frank McCrary Waterfront Park (Served as the first Commanding Officer of the Naval Air Station Alameda)	2.34%	27
Liwa Promenade ( The word "water" in the Coast Miwok language)	15.08%	174
Maritime Waterfront Promenade	2.34%	27
Navy Veteran's Waterfront Park at Alameda Point	5.03%	58
Naval View Promenade	3.12%	36
Pacific Fleet Park	5.37%	62
Seaplane Lagoon Promenade	24.09%	278
Waterfront Promenade	6.33%	73
<b>TOTAL</b>		<b>1,154</b>

## Q4 Name Ideas for Alameda Marina Park

Answered: 1,133 Skipped: 100



ANSWER CHOICES	RESPONSES
Alameda Boatworks Park (The name of the residential development)	13.59% 154
Dockside Park	9.71% 110
Riveter's Waterfront Park (For Rosie the Riveter, a symbol of WWII representing women who worked in factories and shipyards)	18.53% 210
Shipbuilder's Park	8.21% 93
Shipyard Harbor Park	10.24% 116
Shipyard Landing Park	8.83% 100
Tibbit's Shipyard Park (Barnes & Tibbitts was a shipbuilding company based at this location)	9.71% 110
Waterfront Park	12.89% 146
Waterway Park	8.30% 94
<b>TOTAL</b>	<b>1,133</b>