
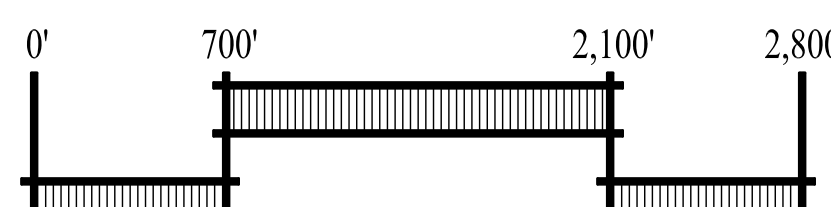



ALAMEDA POINT PHASE 1 CONVEYANCE

CITY OF ALAMEDA ALAMEDA COUNTY CALIFORNIA

Exhibit 1

	<p>Carlson, Barbee & Gibson, Inc. CIVIL ENGINEERS • SURVEYORS • PLANNERS</p>
6111 BOLLINGER CANYON ROAD, SUITE 150 SAN RAMON, CALIFORNIA 94583	(925) 866-0322 FAX (925) 866-8575

	
<p>SCALE: 1" = 700'</p>	<p>DATE: MAY 7, 2013</p>