

City Clerk's Office

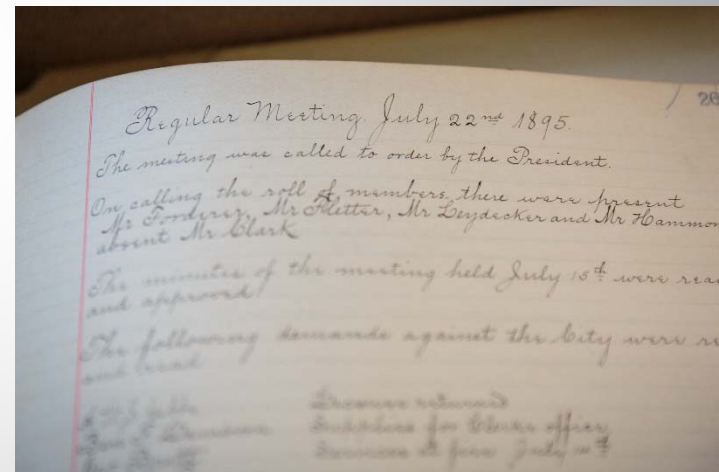


Overview

- What We Do
 - City Council Meetings
 - Agendas
 - Minutes
 - Legislation
 - Certification of Resolutions and Ordinances
 - Codify Ordinances into Municipal Code
 - Elections
 - Candidates
 - Measures
 - Administer Filings
 - Campaign Disclosure
 - Statements of Economic Interest

New Initiatives

- Scanning/Preserving Historic Records
 - Resolutions
 - Ordinances
 - Minutes
 - Meeting Videos



Previous Cuts to Services

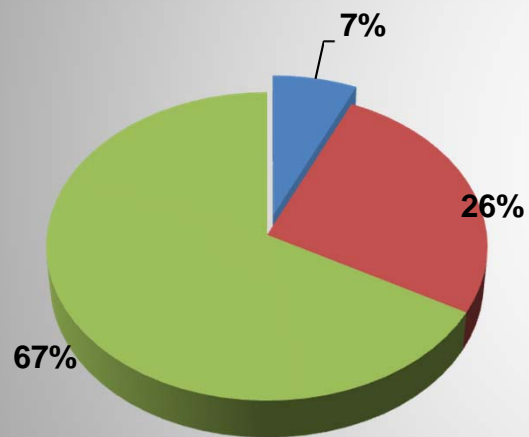
- Eliminated one full time position in Fiscal Year (FY) 2012-13 and assumed administration of Citywide agenda management tool
- With no personnel increase, the City Clerk office assumed oversight of the cable studio operations in FY2010-11 and implementation of the Sunshine Ordinance and staffing of the Open Government Commission in FY2011-12

City Clerk

DIVISION	FY 14-15 Projection	FY 15-16	FY 16-17
Revenues			
Fees for Services (7%)	\$44,000	\$45,000	\$57,000
Cable Franchise (26%)	176,000	177,000	178,000
General Fund (67%)	472,000	447,000	580,000
TOTAL REVENUE	\$692,000	\$669,000	\$815,000
Expenditures			
Personnel Services (69%)	\$483,000	\$507,000	\$526,000
Services and Supplies (27%)	182,000	136,000	263,000
Cost Allocation (4%)	27,000	26,000	26,000
TOTAL EXPENDITURES	\$692,000	\$669,000	\$815,000

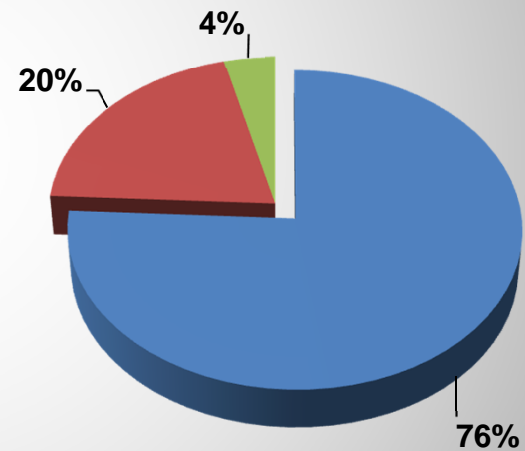
Fiscal Year 15-16

REVENUES



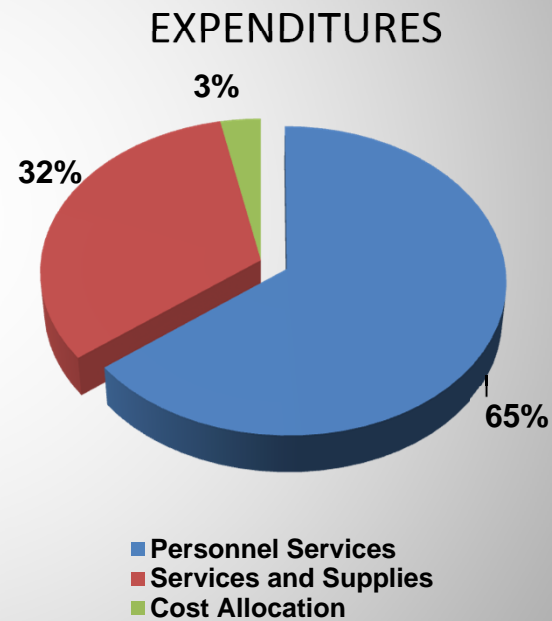
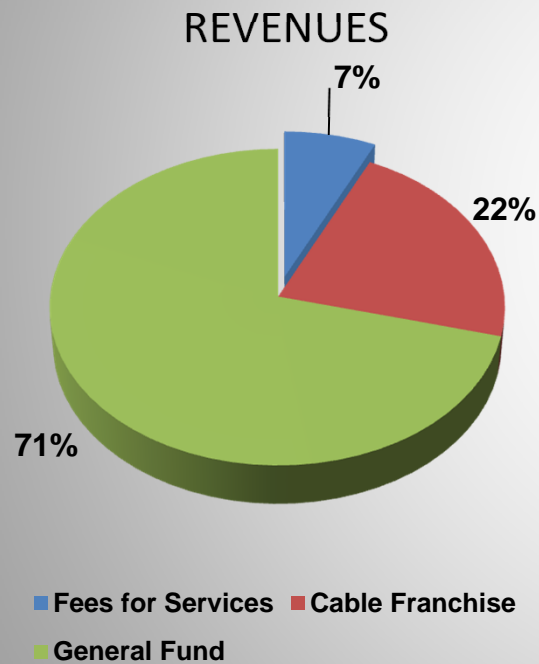
■ Fees for Services
■ Cable Franchise
■ General Fund

EXPENDITURES



■ Personnel Services
■ Services and Supplies
■ Cost Allocation

Fiscal Year 16-17



Questions