


Facilities Management 101

1. City Buildings cover 500,000 square feet. That is roughly the size of the:

- a. Golden Gate Bridge
- b. Oracle Arena
- c. Titanic
- d. Lake Mead


Facilities Management 101

1. City Buildings cover 500,000 square feet. That is roughly the size of the:

- a. Golden Gate Bridge 
- b. Oracle Arena
- c. Titanic
- d. Lake Mead

Facilities Management 101

1. City Buildings cover 500,000 square feet. That is roughly the size of the:


- a. Golden Gate Bridge 
- b. Oracle Arena
- c. Titanic
- d. Lake Mead

2. How many PW staff are funded for City building maintenance?


- a. 1
- b. 3.5
- c. 8.25
- d. 20

Facilities Management 101

1. City Buildings cover 500,000 square feet. That is roughly the size of the:


- a. Golden Gate Bridge 
- b. Oracle Arena
- c. Titanic
- d. Lake Mead

2. How many PW staff are funded for City building maintenance?


- a. 1
- b. 3.5 
- c. 8.25
- d. 20

Facilities Management 101

1. City Buildings cover 500,000 square feet. That is roughly the size of the:

- a. Golden Gate Bridge 
- b. Oracle Arena
- c. Titanic
- d. Lake Mead

2. How many PW staff are funded for City building maintenance?


- a. 1
- b. 3.5 
- c. 8.25
- d. 20

3. Which of the following are best practices in facilities management?


- a. Condition assessments
- b. Maintenance management systems
- c. Long-term plans
- d. All of the above

Facilities Management 101

1. City Buildings cover 500,000 square feet. That is roughly the size of the:

- a. Golden Gate Bridge 
- b. Oracle Arena
- c. Titanic
- d. Lake Mead

2. How many PW staff are funded for City building maintenance?

- a. 1
- b. 3.5 
- c. 8.25
- d. 20

3. Which of the following are best practices in facilities management?

- a. Condition assessments
- b. Maintenance management systems
- c. Long-term plans
- d. All of the above 