

**TO:** Brian Soland, CDM Smith  
**FROM:** Jon Canapary and Steven Kral, Corey, Canapary & Galanis  
**SUBJECT:** Alameda Transit Plan Telephone Survey  
**DATE:** October 20, 2016

---

## **BACKGROUND**

Corey, Canapary, & Galanis (CC&G) was contracted to perform a telephone survey in support of CDM Smith's Alameda Transit plan.

The telephone survey was conducted among adult Alameda residents. A total of 500 interviews were conducted during the period August 17, 2016 to September 30, 2016. Interviews were conducted in English, Spanish, and Cantonese. The margin of error is +/-4.3%.

Some primary objectives of the survey included:

- Assess current travel behaviors and barriers to using non-driving modes more frequently
- Attitudes towards Alameda's role in transit
- Response to potential transit projects

This memo includes the following four sections:

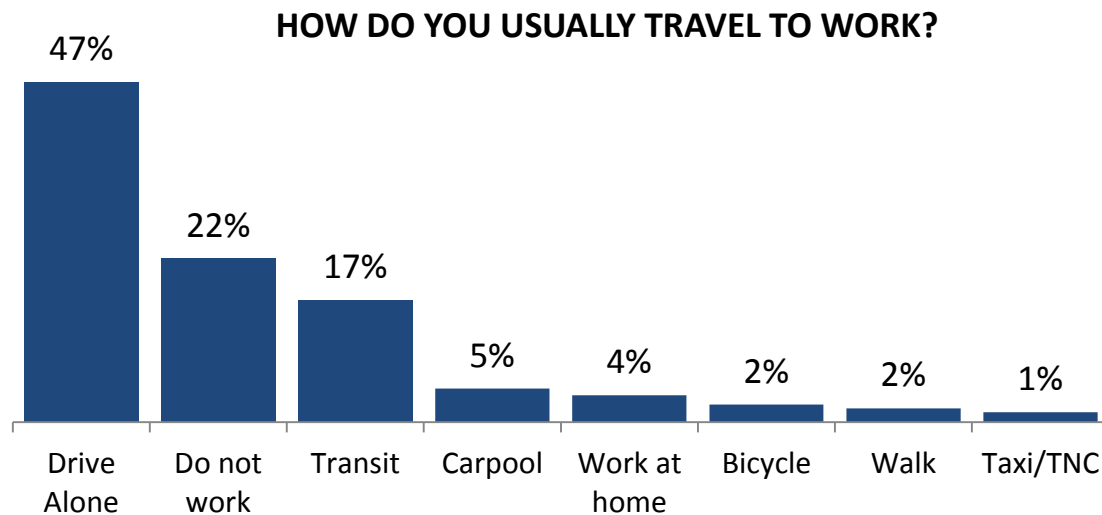
- A. KEY FINDINGS
- B. MARGINALS
- C. FIELD / CODE LIST
- D. VERBATIM COMMENTS

A data file is being sent as a separate (Excel) document. Note that the data has been weighted by age groupings based on the American Community Survey (ACS) 2014 five-year estimate. The weighting factors are assigned to each record, and included in the data file.

# A. KEY FINDINGS

# KEY FINDINGS

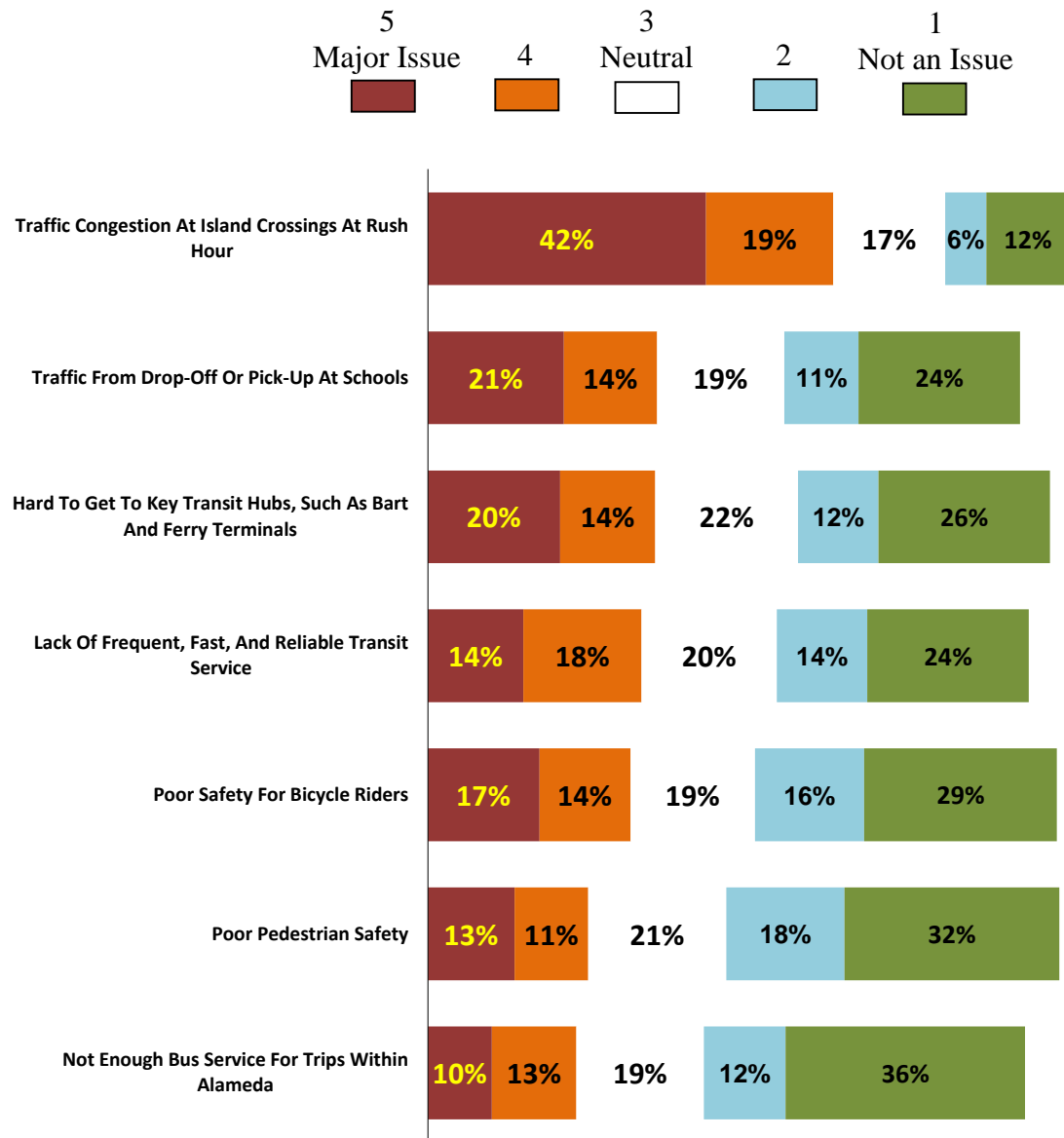
## TRAVEL BEHAVIORS



- All respondents who drove used a personal vehicle, with 2% using a motorcycle or scooter
  - Two thirds of drivers (65%) parked in an employer provided space. One quarter (23%) parked on the street, and 11% used a lot.
    - Those who parked on the street were most likely to park in an unmetered space (48%).
- Two thirds of transit users (63%) use AC Transit
  - Three-quarters (72%) of AC Transit users do not use an Easy Pass
  - Over half (59%) of transit users walk to their stop/station and one-third (33%) drives
- Over half (59%) of those who don't work or work from home drive alone to get to their most common travel destination, and just over one in ten (14%) use transit.

## TRANSPORTATION ISSUES

Please rate each of the following transportation issues in alameda using a 5 point scale, where 5 means it is a major issue and 1 means it is not\*

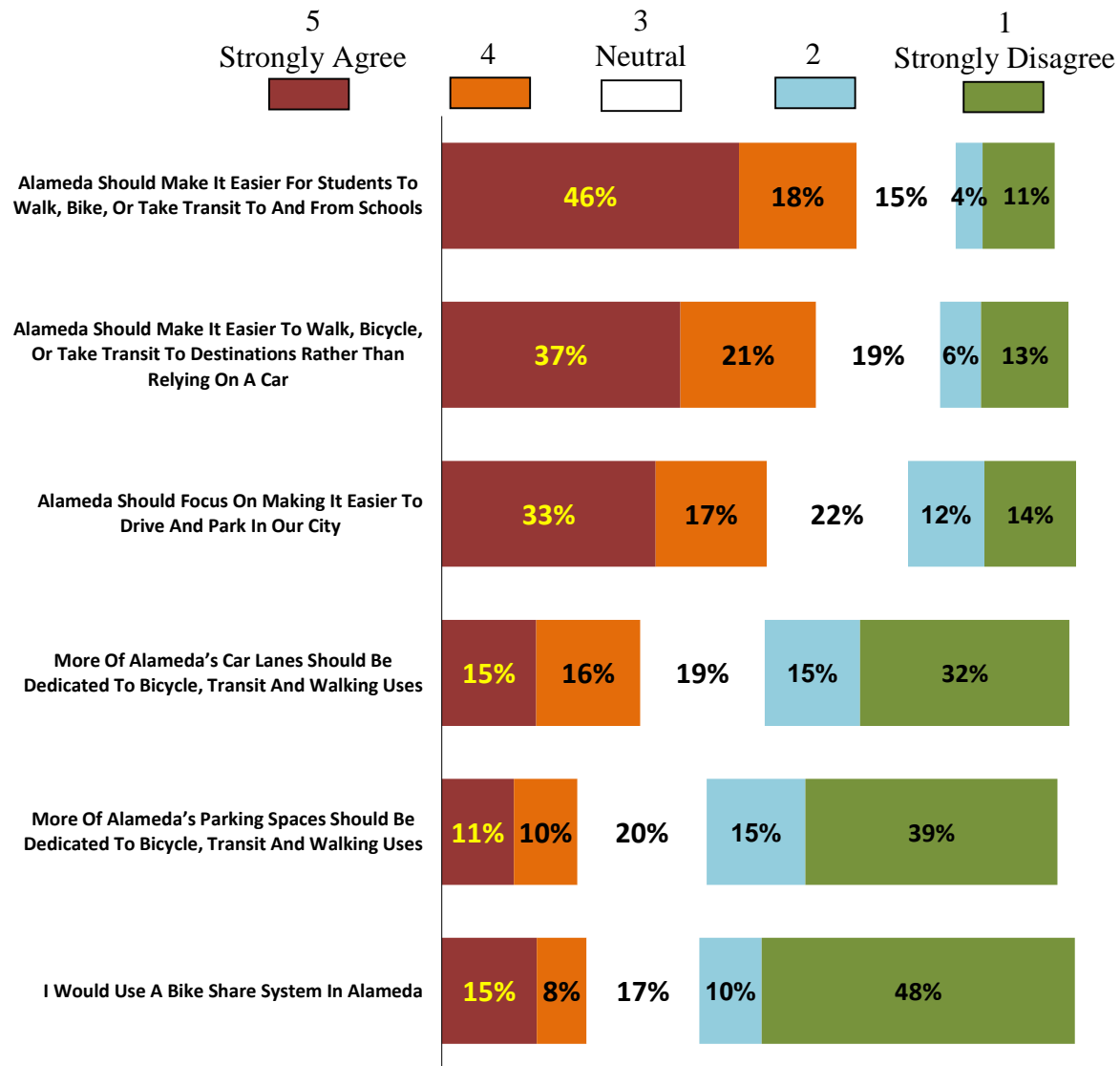


\*Note: Don't know percentages are not shown

Attribute	Mean Score (Out of 5)
Traffic Congestion At Island Crossings At Rush Hour	3.74
Traffic From Drop-Off Or Pick-Up At Schools	2.95
Hard To Get To Key Transit Hubs, Such As Bart And Ferry Terminals	2.90
Lack Of Frequent, Fast, And Reliable Transit Service	2.83
Poor Safety For Bicycle Riders	2.71
Poor Pedestrian Safety	2.52
Not Enough Bus Service For Trips Within Alameda	2.42

## ATTITUDNAL STATEMENTS

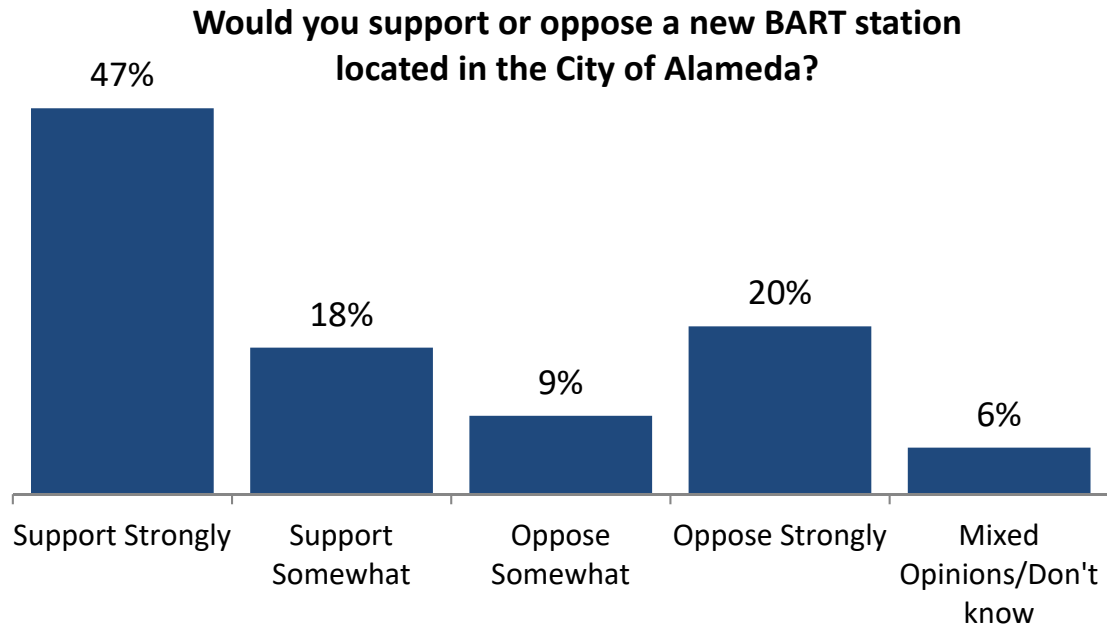
Please tell me how strongly you agree with each of the following statements using a 5 point scale, where 5 means strongly agree and 1 means strongly disagree\*



\*Note: Don't know percentages are not shown

Attribute	Mean Score (Out of 5)
Alameda Should Make It Easier For Students To Walk, Bike, Or Take Transit To And From Schools	3.88
Alameda Should Make It Easier To Walk, Bicycle, Or Take Transit To Destinations Rather Than Relying On A Car	3.63
Alameda Should Focus On Making It Easier To Drive And Park In Our City	3.44
More Of Alameda's Car Lanes Should Be Dedicated To Bicycle, Transit And Walking Uses	2.65
More Of Alameda's Parking Spaces Should Be Dedicated To Bicycle, Transit And Walking Uses	2.36
I Would Use A Bike Share System In Alameda	2.29

## ALAMEDA BART STATION



- Two-thirds of respondents (65%) would at least somewhat support a BART station in Alameda.

## FREE SHUTTLE

- Two-thirds of respondents (69%) would use locally-sponsored free buses (supplementing existing AC transit) serving BART, ferry terminals and Alameda shopping
  - Over half (58%) who said they would use these shuttles said they would use them weekly or more often

## TRANSPORTATION FUNDING

- Only a quarter (29%) of respondents would support higher sales or property taxes to improve transit, bicycling and walking conditions in Alameda, rating it 2.59 (out of 4).
- Similarly, only a third (33%) would support higher sales or property taxes to pay for locally sponsored free buses (supplementing existing AC transit) serving BART, ferry terminals and Alameda shopping.

## **B. MARGINALS**

# City of Alameda Transportation Survey

---

## MARGINALS

### Introduction

Hello, this is \_\_\_\_\_ with Corey research. We are conducting a survey for the City of Alameda regarding future planning for the city. The survey involves transit, driving, walking, bicycling, ridesharing and other citywide citywide transportation projects.

INTERVIEWER NOTES: If necessary explain:

- *The survey should take between 10 - 12 minutes to administer.*
- *No selling is involved.*
- *Responses will be treated in confidence.*

1. Do you currently live in Alameda?

- 1 Yes
- 2 No (thank and terminate)

### BASE-500

### How Travel in Alameda

2. How do you usually travel to work? (*Read list if necessary. Select one only*)

	<u>%</u>
○ Car – driving alone	47
○ Do not work	22
○ Transit, such as AC Transit, BART, or private shuttle	17
○ Carpool or vanpool	5
○ Work at home	4
○ Bicycle	2
○ Walk	2
○ Taxi, Uber, Lyft or similar car service	1

# A – Work from home/do not work

## BASE-131

A-1 How often do you make a trip outside your home on a typical weekday?

	<u>%</u>
○ Zero, I do not travel outside my home on a typical weekday	7
○ One to two trips outside my home	51
○ Three to four trips outside my home	24
○ Five or more trips outside my home	17
○ Refused (do not read)	<1

A-2 How do you typically reach your most common travel destination? *(Read list if necessary. Select one only)*

○ Car – alone	59
○ Transit, such as AC Transit or BART	14
○ Carpool, vanpool or private shuttle	8
○ Walk	7
○ Taxi, Uber, Lyft or similar car service	4
○ Bicycle	1
○ Other (specify): _____	-
○ Refused	8

A-3 Please indicate whether any of the following are key reasons you choose to drive alone... (Randomize reasons)

## BASE-77

<b>Reason</b>	<b>Yes %</b>	<b>No %</b>	<b>Don't know %</b>
There is no transit service available for my trip	38	57	4
It is difficult to find others to rideshare	25	67	8
Any alternative to driving would increase my travel time too much	61	37	1
Transit service is not frequent enough	28	64	9
I need a car for personal business before, during or after reaching my main destination	57	42	1
There are not enough bikeways	17	76	7
Other (specify): _____	See Below		

A-3 “Other” Responses

**BASE-77**

	<u>%</u>
Public transit isn’t frequent enough/takes too long	11
Public transit doesn’t go to my destination/no nearby stops	10
I’m disabled/have medical issues	8
Need to carry multiple items/heavy items	7
Car is easier/more convenient	6
Need to make multiple stops	5
Don’t like/trust/feel safe on public transit	4
I only make short trips	4
Need to travel with multiple people/clients	3
No other reasons	49

A-4 What is one action the city could take to encourage you to drive alone less often? (*Please go to question 4*)

There is nothing the city could do	36
Increase bus frequency	13
Free shuttle	7
Add bike lanes/bike racks	6
Stop building housing	2
Don’t know	38

# C - Carpool/Vanpool

## BASE-23

C-1	Who drives the carpool or vanpool?	
		<u>%</u>
	o I drive	71
	o We alternate driving duties	22
	o Someone else drives	7
	o Refused (Do not read)	-
C-2	Who participates in your carpool or vanpool?	
	o Family	57
	o Work colleagues	27
	o Acquaintances	9
	o People I do not know	7
	o Participants from <a href="http://rideshare.511.org/">http://rideshare.511.org/</a>	-
	o Other (e.g. ridesharing app) (specify): _____	-
	o Refused (Do not read)	-
C-3	How do you meet up with your carpool or vanpool?	
	o I'm picked up from home	38
	o We leave from the same residence	20
	o Casual carpool pick-up	17
	o I leave from home and pick up others from their homes	14
	o We meet at a pick-up point	12
	o Refused (Do not read)	-
C-4	If you meet at a pick-up point, how do you travel to and from there?	

## BASE-3\*

		<u>#</u>
	o Transit	1
	o Car	1
	o Not Applicable (get picked up at home)	1
	o Bicycle	-
	o Walk	-
	o Motorcycle or scooter	-
	o Dropped off or picked up	-
	o Taxi or Transportation Network Company (like Lyft or Uber)	-
	o Bike share or scooter share	-
	o Other (specify): _____	-
	o Refused (Do not read)	-

\*Low base, percentages are not shown. Numbers represent the number of respondents selecting that answer

C-5 What is one action the city could take to encourage you to continue to carpool or vanpool to work?

## BASE-23

	<u>%</u>
Designated pick up/drop off points/special lanes	38
Stop building housing	18
Add more bike lanes	17
There is nothing the city could do	17
Promote them more/explain how to use them	12
More ways to get off/on the island/more bridges	7
Improve bus service	5
Don't know	5

*(Please go to question 4)*

# T - Transit

## BASE-84

T-1 Which transit system do you use to commute to and from work? (select primary system used most frequently, but allow multiples if necessary)

	<u>%</u>
<input type="radio"/> AC Transit	63
<input type="radio"/> BART	29
<input type="radio"/> San Francisco Bay Ferry (WETA)	24
<input type="radio"/> Company Shuttle	2
<input type="radio"/> VTA	1
<input type="radio"/> Amtrak	1
<input type="radio"/> Alameda Shuttle	1
<input type="radio"/> Muni	1
<input type="radio"/> Private Shuttle (specify):_____	-
<input type="radio"/> Other (specify):_____	-
<input type="radio"/> Refused (Do not read)	-

T-2 (If use AC Transit in T-1, ask) Do you use an EasyPass (EasyPass is group pass for unlimited transit provided by colleges, employers, or resident fees)?

## BASE-53

<input type="radio"/> Yes	28
<input type="radio"/> No	72
<input type="radio"/> Don't know	-

T-3 How do you travel between your home and the transit stop or station?

## BASE-84

<input type="radio"/> Walk	59
<input type="radio"/> Car	33
<input type="radio"/> Other transit service (e.g. bus to get to BART station)	6
<input type="radio"/> Dropped off or picked up	4
<input type="radio"/> Taxi or Transportation Network Company (like Lyft or Uber)	4
<input type="radio"/> Bicycle	3
<input type="radio"/> Motorcycle or scooter	-
<input type="radio"/> Car share vehicle	-
<input type="radio"/> Shuttle (specify):_____	-
<input type="radio"/> Other (specify):_____	-
<input type="radio"/> Refused (Do not read)	-

T-4 In addition to transit, do you sometimes take casual carpool?

<input type="radio"/> Yes	34
<input type="radio"/> No	66
<input type="radio"/> Don't know	-

T-5 What is one action the city could take to encourage you to keep taking transit to work?

## BASE-84

	<u>%</u>
Increase frequency	40
Add more routes	24
There is nothing the city could do	18
Run earlier/later	7
Stop building housing	7
Reduce fares	6
Increase reliability	4
More parking at station/terminal	3
Bike share service	2
Cleaner buses/stops	2
More security	2
Increase availability of delay information	1
Offer transfers/all day tickets/monthly passes	1
Don't know	6
<i>(Please go to question 4)</i>	

# DA - Drive Alone

DA-1 What vehicle do you generally use to get to work?

## BASE-233

	%
○ Personal vehicle	98
○ Motorcycle or scooter	2
○ Car share (specify):_____	-
○ Other (specify):_____	-
○ Refused (Do not read)	-

DA-2 Where do you park during work hours? (Select all that apply)

○ Employer-provided parking space ( <i>skip to question DA-4</i> )	65
○ On-street	23
○ Paid parking garage or parking lot ( <i>skip to question DA-4</i> )	11
○ Other (specify):_____	-
○ Refused (Do not read)	-

DA-3 If you park on-street, where do you park? (Select all that apply)

## BASE-55

○ Unmetered space with no time limit	48
○ In a residential parking permit zone or time-limited space	27
○ At a meter	22
○ Depends on what's available	2
○ Other (specify):_____	-
○ Refused (Do not read)	-

DA-4 Please indicate whether any of the following are key reasons you choose to drive to work... (Randomize reasons)

## BASE-233

Reason	Yes %	No %	Don't know %
Parking is free	65	35	<1
There is no transit service available for my trip	40	55	4
It is difficult to find others to rideshare	42	50	8
Any alternative to driving would increase my commute time too much	71	26	3
Transit service is not frequent enough	40	52	8
I need a car for personal business before, during or after work	73	27	<1
There are not enough bike lanes or paths	13	82	5
I live too far away to walk or bike to work	72	27	<1
I work late/irregular hours	51	48	1
Other (specify):_____	See Below		

DA-4 “Other” Responses

**BASE-233**

	<u>%</u>
I can leave/arrive on my own schedule/don't have to plan	9
I don't like/trust/feel safe on public transit	5
I need to carry multiple items/heavy items	4
I need to travel with multiple people/clients	3
I only make short trips	3
I need to make multiple stops	2
Public transit is dirty	2
Public transportation is expensive	2
I'm disabled/have medical issues	2
No bike storage at work	<1
No other reasons	71

DA-5 What are some actions the city could take to encourage you to take transit, bike, walk, or carpool/vanpool to work rather than drive?

There is nothing the city could do	32
More public transit routes/closer stops/fewer transfers	15
More frequent transit	13
More/safer/better bike lanes/racks/storage	6
Free shuttle	6
Bart station in alameda/easier access to bart	6
More reliable transit	5
Earlier/later public transit service	5
Stop building housing	3
Promote/educate about carpooling options	3
Cheaper public transit options	2
Safer transit stops/vehicles/stations/parking lots	1
Carpool only lanes	<1
Don't know	12
<i>(Please go to question 4)</i>	

# B - Bike

## BASE-12\*

B-1 Do you cross the estuary on your commute to work?

- |                         | # |
|-------------------------|---|
| ○ Yes                   | 6 |
| ○ No                    | 6 |
| ○ Refused (Do not read) |   |

B-2 Where do you park your bike during work hours? (*Select all that apply*)

- |                                  |   |
|----------------------------------|---|
| ○ Locked to a bike rack          | 5 |
| ○ Bike locker                    | 4 |
| ○ BART bike station              | 2 |
| ○ Employer provided bike parking | 1 |
| ○ Office space or cubicle        | - |
| ○ Other: _____                   | - |
| ○ Refused (Do not read)          | - |

B-3 Do you use your bike during the workday?

- |                         |   |
|-------------------------|---|
| ○ Yes                   | 4 |
| ○ No                    | 8 |
| ○ Refused (Do not read) | - |

B-4 Which of the following would encourage you to bike more in and around Alameda? (*Indicate yes or no for each*) (*Randomize motivators*)

	Yes #	No #	Don't know #
More bike parking	9	3	-
On-street bike lanes	11	1	-
Better crossings into Oakland	10	2	-
Better street lighting	7	5	-
Improved street crossings	9	3	-

B-5 What is one action the city could take to encourage you to keep biking to work?

- |  |   |
|--|---|
| More lanes going to more destinations                      | 5 |
| There is nothing the city could do                         | 3 |
| Improve street/bike lane condition (potholes, bumps, etc.) | 1 |
| Repaint bike lanes and warning signs                       | 1 |
| Do not add more bike lanes                                 | 1 |
| Don't know   | 1 |

(Please go to question 4)

\*Low base, percentages are not shown. Numbers represent the number of respondents selecting that answer

# D - Driven

## BASE-7\*

D-1 How are you typically driven to work?

- |   | # |
|---|---|
| ○ I use a Transportation Network Company, like Uber or Lyft | 7 |
| ○ <del>A family member or acquaintance drives me</del>      | - |
| ○ I take a taxi   | - |
| ○ Other (specify): _____                                    | - |
| ○ Refused (Do not read)                                     | - |

D-2 Please indicate whether any of the following are key reasons you choose to be driven to work...  
(Randomize reasons)

Reason	Yes #	No #	Don't know #
There is no transit service available for my trip	4	3	-
It is difficult to find others to rideshare	6	1	-
Any alternative to driving would increase my commute time too much	3	4	-
Transit service is not frequent enough	6	1	-
There are not enough bike lanes and paths	3	4	-
I live too far away to walk or bike to work	6	1	-
I work late/irregular hours	4	3	-
Other (specify): _____	See Below		

I don't feel safe on public transit 3

No other reasons 4

D-3 What is one action the city could take to encourage you to take transit, bike, walk, or carpool/vanpool to work rather than being driven?

Dedicated bus/shuttle to BART 4

Don't know 3

(Please go to question 4)

\*Low base, percentages are not shown. Numbers represent the number of respondents selecting that answer

# W - Walk

## BASE-10\*

W-1 Did you choose your work or housing specifically so that you could walk to work?

	#
o Yes	6
o Partially	1
o No	3
o Refused (Do not read)	-

W-2 How long does it take you to walk to work? \_\_\_\_ Minutes

1-10 minutes	6
11-15 minutes	1
16-30 minutes	3

**Average time (In minutes) 11.22**

W-3 Please indicate whether any of the following are key reasons you choose to walk to work... (Randomize reasons)

Reason	Yes #	No #	Don't know #
I walk for the health improvements it brings me	7	2	-
I live close to work	10	-	-
Transit service is not frequent enough	3	7	-
My destination does not have secure bicycle parking or lockers/changing rooms	6	4	-
There are not enough bikeways or paths	3	7	-
Other (specify): _____	See Below		

Bike lanes are unsafe	3
I enjoy the walk	1
No other reasons	6

W-4 What is one action the city could take to encourage you to continue to walk to work?

There is nothing the city could do	7
More sidewalks	3

(Please go to question 4)

\*Low base, percentages are not shown. Numbers represent the number of respondents selecting that answer

## Transportation Issues

### BASE-500

4. Please rate each of the following transportation issues in Alameda using a 5 point scale, where 5 means it is a major issue and 1 means it is not an issue (you can use any number between 5 and 1)? (Randomize Issues)

Issue	Major Issue.....Not an Issue					
	5 %	4 %	3 %	2 %	1 %	DK %
a. Not enough bus service for trips within Alameda MEAN (OUT OF 5): 2.42	10	13	19	12	36	10
b. Traffic congestion at island crossings at rush hour MEAN (OUT OF 5): 3.74	42	19	17	6	12	3
c. Traffic from drop-off or pick-up at schools MEAN (OUT OF 5): 2.95	21	14	19	11	24	11
d. Lack of frequent, fast, and reliable transit service MEAN (OUT OF 5): 2.83	14	18	20	14	24	9
e. Poor pedestrian safety MEAN (OUT OF 5): 2.52	13	11	21	18	32	5
f. Poor bicycle safety MEAN (OUT OF 5): 2.71	17	14	19	16	29	5
g. Hard to get to key transit hubs, such as BART and ferry terminals MEAN (OUT OF 5): 2.90	20	14	22	12	26	6

## Transportation Statements

5. Please tell me how strongly you agree with each of the following statements using a 5 point scale, where 5 means strongly agree and 1 means strongly disagree (you may use any number between 5 and 1)  
(Randomize Statements)

	Strongly Agree.....		Strongly Disagree			
	5 %	4 %	3 %	2 %	1 %	DK %
<b>General</b>						
a. Alameda should make it easier to walk, bicycle, or take transit to destinations rather than relying on a car <b>MEAN (OUT OF 5): 3.63</b>	37	21	19	6	13	4
b. Alameda should focus on making it easier to drive and park in our city <b>MEAN (OUT OF 5): 3.44</b>	33	17	22	12	14	2
c. More of Alameda's car lanes should be dedicated to bicycle, transit and walking uses <b>MEAN (OUT OF 5): 2.65</b>	15	16	19	15	32	3
d. More of Alameda's parking spaces should be dedicated to bicycle, transit and walking uses <b>MEAN (OUT OF 5): 2.36</b>	11	10	20	15	39	5
e. Alameda should make it easier for students to walk, bike, or take transit to and from schools <b>MEAN (OUT OF 5): 3.88</b>	46	18	15	4	11	6
f. I would use a bike share system in Alameda (Bike share is an on-demand bike rental system for the general public) <b>MEAN (OUT OF 5): 2.29</b>	15	8	17	10	48	3

6. And the next question is...Would you support or oppose a new BART station located in the City of Alameda?

	%
○ Support strongly	47
○ Support somewhat	18
○ Oppose somewhat	9
○ Oppose strongly	20
○ Mixed opinions / don't know (do not read)	6

**MEAN (OUT OF 4): 2.96**

7. Would you use locally-sponsored free buses (supplementing existing AC transit) serving BART, ferry terminals and Alameda shopping?

○ Yes,	69
○ Maybe	17
○ No	14
○ Refused (Do not read)	-

## BASE-430

(If yes or maybe in Q7, ask)

Q7a. About how often do you think you would use this free shuttle?

	%
Weekly or more often	58
A few times (1-3 times) a month	27
Less than once a month	10
Never	2
Don't know (do not read)	3

8. Please tell me how strongly you agree with each of the following statements using a 5 point scale, where 5 means strongly agree and 1 means strongly disagree (you may use any number between 5 and 1)

## BASE-500

### Transportation Funding

a. I would support higher sales or property taxes to improve transit, bicycling and walking conditions in Alameda

MEAN (OUT OF 5): 2.59

b. I would support higher sales or property taxes to pay for locally sponsored free buses (supplementing existing AC transit) serving BART, ferry terminals and Alameda shopping

MEAN (OUT OF 5): 2.71

Strongly Agree ..... Strongly Disagree

5 4 3 2 1 DK  
% % % % % %

16 13 21 11 37 2

17 16 19 13 33 2

# Demographics

The next few questions are for statistical purposes only...

9. About how long have you lived in the City of Alameda? (*Read list*)

	%
○ Less than a year	1
○ One to three years	8
○ Four to ten years	22
○ Eleven to twenty years	32
○ More than twenty years	36
○ Don't know/Refused	1

10. Is your home zip code 94501 or 94502?

○ 94501	79
○ 94502	19
○ Other (specify): _____	-
○ Don't know	-
○ Refused (Do not read)	2

10a. (if 94501 in Q10) Is that on the east end, the west end or in the center of the island?

○ Center	36
○ East end	30
○ West end	27
○ Don't know/Refused	6

10b. (if Don't know in Q10) Can you give me the nearest intersection to where you live?  
(if necessary say, "this information will only be used to determine your zip code and will not be used for any other purpose")

11. our primary work location in the city of Alameda? (*Skip this question if "do not work" or "work at home" in Q2*)

○ Yes	28
○ No – outside of Alameda	72
○ Refused (Do not read)	1

11a. (if No in Q11) In which city do you work?

	<u>%</u>
San Francisco	36
Oakland	28
San Lorenzo	4
Berkeley	3
San Jose	3
Hayward	3
Fremont	2
Marin	1
Palo Alto	1
Pleasanton	1
Richmond	1
Los Gatos	1
Newark	1
Emeryville	1
Dublin	1
Milpitas	1
San Mateo	1
Santa Clara	1
South San Francisco	1
Sunnyvale	1
Castro Valley	1
Lafayette	1
Union City	1
Foster City	<1
Hercules	<1
Mill Valley	<1
Mountain View	<1
Napa	<1
Sacramento	<1
Vallejo	<1
Concord	<1
Various locations in the bay area	2
Refused	1

## BASE-369

12. Is your typical (one-way) commute time less than 30 minutes, 30 to 60 minutes or more than 60 minutes? *(Skip this question if “do not work” or “work at home” in Q2)*

	<u>%</u>
○ Less than 30 minutes	52
○ 30 to 60 minutes	35
○ Over 60 minutes	13
○ Refused (Do not read)	<1

## BASE-136

13. Do you own or have access to a car for your work commute? *(Skip this question if “do not work” or “work at home” in Q2; skip if use personal vehicle to get to work in QDA-1)*

○ Yes	80
○ No	18
○ Sometimes	2
○ Refused (Do not read)	<1

## BASE-488

14. In the past 12 months, have you...  
a. ridden a bike in Alameda? *(Skip if previously indicated use of bicycle for work)*

○ Yes	46
○ No	54
○ Don't know/Refused	<1

## BASE-416

- b. used public transit such as AC Transit, BART, or the Ferry? *(Skip if previously indicated use of transit for work)*

○ Yes	78
○ No	21
○ Don't know/Refused	<1

## BASE-500

15. What is your age range? *(Read list)*

○ 18-24	8
○ 25-34	18
○ 35-44	16
○ 45-54	24
○ 55-64	14
○ 65 and older	19
○ Refused <i>(Do not read)</i>	1

## BASE-500

16. Do you own or rent your home?	%
○ Own	61
○ Rent	38
○ Other (specify) _____	-
○ Refused (Do not read)	1
17. Do you have school aged kids living in your household?	
○ Yes	37
○ No	62
○ Sometimes	<1
○ Refused (Do not read)	1
18. What is your annual household income? ( <i>Read list</i> )	
○ Under \$15K	3
○ \$15K to \$30K	9
○ \$31K to \$50K	11
○ \$51k to \$100K	19
○ \$101K - \$150K	15
○ Over \$150K	19
○ Refused ( <i>do not read</i> )	24

---

## Final Comments

19. Additional comments or suggestions (if volunteered during survey)

---

---

---

---

---

---

That's all the questions that I have for you. Thank you very much for participating!

---

## Additional Information

20. Language interview conducted:	
○ English	95
○ Chinese	4
○ Spanish	<1

## C. FIELD / CODE LIST

## Alameda Transit Survey

### Field/Code List

Field Name	Description/Code Numbers
RESPNUM	Respondent Number (Generated at data compiling)
Q1	Do you currently live in Alameda? 1 No 2 Yes 3 Blank/Multiple responses
Q2	How do you usually travel to work? 1 Car-Drive Alone 2 Taxi, Uber, Lyft or similar car service 3 Carpool or Vanpool 4 Transit, such as AC Transit, BART, or private shuttle 5 Walk 6 Bicycle 7 Work at home 8 Do not work
DA1	(If Q2 = 1 – Drive alone) What vehicle do you use generally to get to work? 1 Personal vehicle 2 Car Share (Unspecified) 3 Motorcycle or scooter 4 Other (Unspecified) 0 Refused
DA2	Where do you park during work hours? 1 Employer provided parking space 2 Paid parking garage or lot 3 On street 4 Other (Unspecified) 0 Refused
DA3	(If DA2 = 3-On Street) If you park on the street, where do you park? 1 At a meter 2 In a residential parking permit zone or time limited space 3 Unmetered space with no time limit 4 Other (Unspecified) 5 Depends on what is available 0 Refused

Field Name	Description/Code Numbers
DA4	Please indicate whether any of the following are key reasons you choose to drive to work:
DA4_1	Parking is free
DA4_2	There is no transit service available for my trip
DA4_3	It is difficult to find others to rideshare
DA4_4	Any alternative to driving would increase my commute time too much
DA4_5	Transit service is not frequent enough
DA4_6	I need a car for personal business before, during, or after work
DA4_7	There are not enough bike lanes or paths
DA4_8	I live too far away to walk or bike to work
DA4_9	I work late/irregular hours
	1 Yes
	2 No
	3 Don't know
DA4_10-1 to DA4_10-3 ALONE THAT	ARE THERE ANY OTHER KEY REASONS THAT YOU CHOOSE TO DRIVE I DIDN'T MENTION?
	1 Can leave/arrive on my own schedule/Don't have to plan
	2 Need to make multiple stops
	3 Don't like/trust/feel safe on public transit
	4 Public transit is dirty
	5 Need to carry multiple items/heavy items
	6 No bike storage at work
	7 I only make short trips
	8 I'm disabled/have medical issues
	9 Need to travel with multiple people/clients
	10 Public transportation is expensive
	0 No other reasons
DA-5	What are some actions the city could take to encourage you to take transit, bike, walk, or carpool/vanpool to work rather than drive?
	1 There is nothing the city could do
	2 Stop building housing
	3 Carpool only lanes
	4 More public transit routes/closer stops/fewer transfers
	5 Free shuttle
	6 More/Safer/Better bike lanes/racks/storage
	7 More reliable transit
	8 More frequent transit
	9 Safer transit stops/vehicles/stations/parking lots
	10 BART station in Alameda/Easier access to BART
	11 Promote/educate about carpooling options
	12 Earlier/later public transit service
	13 Cheaper public transit options
	0 Don't know

Field Name	Description/Code Numbers
D1	(If Q2 = 2 – Taxi, Uber, Lyft) How are you typically driven to work? 1 Not used 2 I use a taxi 3 I use a Transportation Network Company (Like Lyft or Uber) 4 Other (Unspecified) 0 Refused
D2	Please indicate whether any of the following are key reasons you choose to be driven to work:
D2_1	There is no transit service available for my trip
D2_2	It is difficult to find others to rideshare
D2_3	Any alternative to driving would increase my commute time too much
D2_4	Transit service is not frequent enough
D2_5	There are not enough bike lanes or paths
D2_6	I live too far away to walk or bike to work
D2_7	I work late/irregular hours 1 Yes 2 No 3 Don't know
D2_8	Are there any other key reasons that you choose to be driven to work that I didn't mention? 1 Don't feel safe on public transit 0 No other reasons
D3	What is one action the city could take to encourage you to take transit, bike, walk, or carpool/vanpool to work rather than being driven? 1 Dedicated bus/shuttle to Ferry/BART 0 Don't know
C1	(If Q2 = 3 – Carpool/Vanpool) Who drives the carpool or vanpool? 1 I drive 2 Someone else drives 3 We alternate driving duties 0 Refused

Field Name	Description/Code Numbers
C2	<p>Who participates in your carpool or vanpool?</p> <p>1 Family</p> <p>2 Work colleagues</p> <p>3 Acquaintances</p> <p>4 People I do not know</p> <p>5 Participants from <a href="http://rideshare.511.org">http://rideshare.511.org</a></p> <p>6 Other (Unspecified)</p> <p>0 Refused</p>
C3	<p>How do you meet up with your carpool or vanpool?</p> <p>1 Casual carpool pickup</p> <p>2 We meet at a pickup point</p> <p>3 I'm picked up from home</p> <p>4 I leave and pickup others from their homes</p> <p>5 We leave from the same residence</p> <p>0 Refused</p>
C4	<p>(If C3 = 2) If you meet at a pickup point, how do you travel to and from there?</p> <p>1 Bicycle</p> <p>2 Walk</p> <p>3 Transit</p> <p>4 Car</p> <p>5 Motorcycle or scooter</p> <p>6 Dropped off or picked up</p> <p>7 Taxi or Transportation Network Company (like Uber or Lyft)</p> <p>8 Bike share or scooter share</p> <p>9 Other (Unspecified)</p> <p>10 Get picked up at home</p> <p>0 Refused</p>
C5_1 to C5_3	<p>What is one action the city could take to encourage you to continue to carpool or vanpool to work?</p> <p>1 There is nothing the city could do</p> <p>2 Improve bus service</p> <p>3 Add more bike lanes</p> <p>4 Stop building housing</p> <p>5 Designated pick up/drop off points/Special lanes</p> <p>6 Promote them more/Explain how to use them</p> <p>7 More ways to get off/on the Island/More bridges</p> <p>0 Don't know</p>

Field Name	Description/Code Numbers
T1_1 to T1_3	<p>(If Q2 = 4 – Transit) Which transit system do you use to commute to and from work?</p> <ul style="list-style-type: none"> <li>1 AC Transit</li> <li>2 BART</li> <li>3 San Francisco Bay Ferry (WETA)</li> <li>4 Eastbay Paratransit</li> <li>5 Private Shuttle (Unspecified)</li> <li>6 Other (Unspecified)</li> <li>7 Alameda Shuttle</li> <li>8 Company Shuttle</li> <li>9 Muni</li> <li>10 VTA</li> <li>11 Amtrak</li> <li>0 Refused</li> </ul>
T2	<p>(If AC Transit user) Do you use an EasyPass?</p> <ul style="list-style-type: none"> <li>1 Yes</li> <li>2 No</li> <li>3 Don't know</li> </ul>
T3_1 to T3_3	<p>How do you travel between your home and the terminal/station/stop?</p> <ul style="list-style-type: none"> <li>1 Bicycle</li> <li>2 Walk</li> <li>3 Car</li> <li>4 Motorcycle/scooter</li> <li>5 Other transit service (Unspecified)</li> <li>6 Car Share vehicle</li> <li>7 Dropped off or picked up</li> <li>8 Shuttle (Unspecified)</li> <li>9 Taxi or Transportation Network Company (Like Lyft or Uber)</li> <li>10 Other (Unspecified)</li> <li>0 Refused</li> </ul>
T4	<p>In addition to transit, do you sometimes take casual carpool?</p> <ul style="list-style-type: none"> <li>1 Yes</li> <li>2 No</li> <li>3 Don't know</li> </ul>

Field Name	Description/Code Numbers
T5_1 to T5_3	<p>What is one action the city could take to encourage you to continue to keep taking transit to work?</p> <p>1      There is nothing the city could do</p> <p>2      Add more routes</p> <p>3      Increase frequency</p> <p>4      Increase availability of delay information</p> <p>5      Bike Share service</p> <p>6      Reduce fares</p> <p>7      Offer transfers/all day tickets/monthly passes</p> <p>8      Cleaner buses/stops</p> <p>9      More security</p> <p>10     Run earlier/later</p> <p>11     Stop building housing</p> <p>12     More parking at station/terminal</p> <p>13     Increase reliability</p> <p>0      Don't know</p>
W1	<p>(If Q2 = 5 – Walk) Did you choose your work or housing specifically so you could walk to work?</p> <p>1      Yes</p> <p>2      Partially</p> <p>3      No</p> <p>0      Refused</p>
W2	<p>How long does it take you to walk to work?</p> <p>Time in minutes</p>
W3	<p>Please indicate whether any of the following are key reasons you choose to walk to work:</p>
W3_1	I walk for the health improvements it brings me
W3_2	I live close to work
W3_3	Transit service is not frequent enough
W3_4	My destination does not have secure bicycle parking or lockers/changing rooms
W3_5	<p>There are not enough bike lanes or paths</p> <p>1      Yes</p> <p>2      No</p> <p>3      Don't know</p>
W3_6	<p>Are there any other key reasons that you choose to walk to work that I didn't mention?</p> <p>1      I enjoy the walk</p> <p>2      Bike lanes are unsafe</p> <p>0      No other reasons</p>

Field Name	Description/Code Numbers
W4	What is one action the city could take to encourage you continue to walk to work? 1      There is nothing the city could do 2      More sidewalks 0      Don't know
B1	(If Q2 = 6 – Bike) Do you cross the Estuary on your commute to work? 1      Yes 2      No 0      Refused
B2	Where do you park your bike during work hours? 1      Office space or cubicle 2      Employer provided bike parking 3      BART bike station 4      Locked to a bike rack 5      Bike Locker 6      Other (Unspecified) 0      Refused
B3	Do you use your bike during the workday? 1      Yes 2      No 0      Refused
B4	Which of the following would encourage you to bike more in and around Alameda
B4_1	More bike parking
B4_2	On-street bike lanes
B4_3	Better crossings into Oakland
B4_4	Better street lighting
B4_5	Improved street crossings 1      Yes 2      No 3      Don't know
B5	What is one action the city could take to encourage you to keep biking to work? 1      There is nothing the city could do 2      Improve street/bike lane condition (potholes, bumps, etc.) 3      Repaint bike lanes and warning signs 4      More lanes going to more destinations 5      Do not add more bike lanes 0      Don't know
A1	(If Q2 = 7 or 8 – Work at home/Do Not work) How often do you make a trip outside your home on a typical weekday?

Field Name	Description/Code Numbers
	1 Zero, I do not travel outside my home on a typical workday 2 One to two trips outside my home 3 Three to four trips outside my home 4 Five or more trips outside my home 0 Refused
A2	How do you typically reach your most common travel destination? 1 Car-Drive Alone 2 Taxi, Uber, Lyft or similar car service 3 Carpool or Vanpool 4 Transit, such as AC Transit, BART, or private shuttle 5 Walk 6 Bicycle 7 Other (Unspecified) 0 Blank
A3	(If A2 = 1 – Car: Drive Alone) Please indicate whether any of the following are key reasons you choose to drive alone
A3_1	There is no transit service available for my trip
A3_2	It is difficult to find others to rideshare
A3_3	Any alternative to driving would increase my travel time too much
A3_4	Transit service is not frequent enough
A3_5	I need a car for personal business before, during, or after reaching my main destination
A3_6	There are not enough bikeways
	1 Yes 2 No 3 Don't know
A3_7-1 to A3_7-3	Are there any other key reasons that you choose to drive alone that I didn't mention? 1 Car is easier/More convenient 2 Need to make multiple stops 3 Don't like/trust/feel safe on public transit 4 Public transit isn't frequent enough/takes too long 5 Public transit doesn't go to my destination/no nearby stops 6 Need to carry multiple items/heavy items 7 I only make short trips 8 I'm disabled/have medical issues 9 Need to travel with multiple people/clients 10 Public transportation is expensive 0 No other reasons

Field Name	Description/Code Numbers
A4_1 to A4_3	What is one action the city could take to encourage you to drive alone less often? 1      There is nothing the city could do 2      Free shuttle 3      Increase bus frequency 4      Add bike lanes/bike racks 5      Stop building housing 0      Don't know
Q4	Please rate each of the following transportation issues in Alameda using a 5 point scale, where 5 means it is a major issue and 1 means it is not an issue?
Q4a	Not enough bus service for trips within Alameda
Q4b	Traffic congestion at island crossings at rush hour
Q4c	Traffic from drop-off or pick-up at schools
Q4d	Lack of frequent, fast, and reliable transit service
Q4e	Poor pedestrian safety
Q4f	Poor safety for bicycle riders
Q4g	Hard to get to key transit hubs, such as BART and ferry terminals 5      Major Issue 4 3 2 1      Not an Issue 0      Don't Know
Q5	Please tell me how strongly you agree with each of the following statements using a 5 point scale, where 5 means strongly agree and 1 means strongly disagree
Q5a	Alameda should make it easier to walk, bicycle, or take transit to destinations rather than relying on a car
Q5b	Alameda should focus on making it easier to drive and park in our city
Q5c	More of Alameda's car lanes should be dedicated to bicycle, transit and walking uses
Q5d	More of Alameda's parking spaces should be dedicated to bicycle, transit and walking uses
Q5e	Alameda should make it easier for students to walk, bike, or take transit to and from schools
Q5f	I would use a bike share system in Alameda 5      Strongly agree 4 3 2 1      Strongly disagree 0      Don't Know

Field Name	Description/Code Numbers
Q6	<p>Would you support or oppose a new BART station located in the City of Alameda?</p> <p>4 Support strongly</p> <p>3 Support Somewhat</p> <p>2 Oppose Somewhat</p> <p>1 Oppose Strongly</p> <p>0 Mixed opinions/Don't Know</p>
Q7	<p>Would you use locally-sponsored free buses (supplementing existing AC Transit) serving BART, Ferry terminals, and Alameda shopping?</p> <p>1 Yes</p> <p>2 Maybe</p> <p>3 No</p> <p>0 Don't Know</p>
Q7a	<p>(if Q7 = 1 or 2 Yes/Maybe) About how often would you use this free shuttle?</p> <p>1 Weekly or more often</p> <p>2 A few times (1-3 times) a month</p> <p>3 Less than once a month</p> <p>4 Never</p> <p>0 Don't know</p>
Q8	<p>Please tell me how strongly you agree with each of the following statements using a 5 point scale, where 5 means strongly agree and 1 means strongly disagree</p>
Q8a	<p>I would support higher sales or property taxes to improve transit, bicycling and walking conditions in Alameda</p>
Q8b	<p>b. I would support higher sales or property taxes to pay for locally sponsored free buses (supplementing existing AC transit) serving BART, ferry terminals and Alameda shopping</p> <p>5 Strongly agree</p> <p>4</p> <p>3</p> <p>2</p> <p>1 Strongly disagree</p> <p>0 Don't Know</p>
Q9	<p>About how long have you lived in the City of Alameda?</p> <p>1 Less than a year</p> <p>2 One to three years</p> <p>3 Four to ten years</p> <p>4 Eleven to twenty years</p> <p>5 More than twenty years</p> <p>0 Refused</p>

Field Name	Description/Code Numbers																																				
Q10	Is your home zip code 94501 or 94502? 1. 94501 2 94502 3 Other (Unspecified) 0 Don't Know/Refused																																				
Q10a	(if Q10 = 1- 94501) Is that on the east side, the west end, or the center of the island? 1 East side 2 West end 3 Center 0 Don't know/refused																																				
Q11	(if Q2 is not 7 or 8-Don't work/Work from home) Is your primary work location in the city of Alameda? 1 Yes 2 No – Outside of Alameda 0 Refused																																				
Q11a	(If Q11 = 2-Work outside of Alameda) In which city do you work?  <table> <tr> <td>1 Berkeley</td><td>19 Oakland</td></tr> <tr> <td>2 Castro Valley</td><td>20 Palo Alto</td></tr> <tr> <td>3 Concord</td><td>21 Pleasanton</td></tr> <tr> <td>4 Dublin</td><td>22 Richmond</td></tr> <tr> <td>5 Emeryville</td><td>23 Sacramento</td></tr> <tr> <td>6 Foster City</td><td>24 San Francisco</td></tr> <tr> <td>7 Fremont</td><td>25 San Jose</td></tr> <tr> <td>8 Hayward</td><td>26 San Leandro</td></tr> <tr> <td>9 Hercules</td><td>27 San Lorenzo</td></tr> <tr> <td>10 Lafayette</td><td>28 San Mateo</td></tr> <tr> <td>11 Livermore</td><td>29 Santa Clara</td></tr> <tr> <td>12 Los Gatos</td><td>30 South San Francisco</td></tr> <tr> <td>13 Marin</td><td>31 Sunnyvale</td></tr> <tr> <td>14 Mill Valley</td><td>32 Union City</td></tr> <tr> <td>15 Milpitas</td><td>33 Vallejo</td></tr> <tr> <td>16 Mountain View</td><td>34 Various Locations in The Bay Area</td></tr> <tr> <td>17 Napa</td><td>0 Refused</td></tr> <tr> <td>18 Newark</td><td></td></tr> </table>	1 Berkeley	19 Oakland	2 Castro Valley	20 Palo Alto	3 Concord	21 Pleasanton	4 Dublin	22 Richmond	5 Emeryville	23 Sacramento	6 Foster City	24 San Francisco	7 Fremont	25 San Jose	8 Hayward	26 San Leandro	9 Hercules	27 San Lorenzo	10 Lafayette	28 San Mateo	11 Livermore	29 Santa Clara	12 Los Gatos	30 South San Francisco	13 Marin	31 Sunnyvale	14 Mill Valley	32 Union City	15 Milpitas	33 Vallejo	16 Mountain View	34 Various Locations in The Bay Area	17 Napa	0 Refused	18 Newark	
1 Berkeley	19 Oakland																																				
2 Castro Valley	20 Palo Alto																																				
3 Concord	21 Pleasanton																																				
4 Dublin	22 Richmond																																				
5 Emeryville	23 Sacramento																																				
6 Foster City	24 San Francisco																																				
7 Fremont	25 San Jose																																				
8 Hayward	26 San Leandro																																				
9 Hercules	27 San Lorenzo																																				
10 Lafayette	28 San Mateo																																				
11 Livermore	29 Santa Clara																																				
12 Los Gatos	30 South San Francisco																																				
13 Marin	31 Sunnyvale																																				
14 Mill Valley	32 Union City																																				
15 Milpitas	33 Vallejo																																				
16 Mountain View	34 Various Locations in The Bay Area																																				
17 Napa	0 Refused																																				
18 Newark																																					

Field Name	Description/Code Numbers
Q12	<p>(if Q2 is not 7 or 8-Don't work/Work from home)</p> <p>Is your typical (one-way) commute time less than 30 minutes, 30 to 60 minutes or more than 60 minutes?</p> <p>1 Less than 30 minutes</p> <p>2 30-60 minutes</p> <p>3 Over 60 minutes</p> <p>0 Refused</p>
Q13	<p>(If Q2 is not 1, 7, or 8-Drive Alone, Don't work/Work from home)</p> <p>Do you own or have access to a car for your work commute?</p> <p>1 Yes</p> <p>2 No</p> <p>3 Sometimes</p> <p>0 Refused</p>
Q14	In the past twelve months, have you:
Q14a	(if Q2 is not 6- Bicycle) ridden a bike in Alameda?
Q14b	(if Q2 is not 4- Transit)used public transit, such as AC Transit, BART, or the Ferry?
	<p>1 Yes</p> <p>2 No</p> <p>3 Don't know</p>
Q15	<p>What is your age range?</p> <p>1 18 – 24</p> <p>2 25 – 34</p> <p>3 35 – 44</p> <p>4 45 – 54</p> <p>5 55 – 64</p> <p>6 65 and older</p> <p>0 Refused</p>
Q16	<p>Do you own or rent your home?</p> <p>1 Own</p> <p>2 Rent</p> <p>3 Other (Unspecified)</p> <p>0 Refused</p>
Q17	<p>Do you have school aged kids living in your household?</p> <p>1 Yes</p> <p>2 No</p> <p>3 Sometimes</p> <p>0 Refused</p>

Field Name	Description/Code Numbers
Q18	What is your annual household income? 1 Under \$15,000 2 \$15,000 - \$30,000 3 \$31,000 - \$50,000 4 \$51,000 - \$100,000 5 \$101,000 - \$150,000 6 Over \$150,000 0 Refused
LANG	Language of Interview 1 English 2 Spanish 3 Cantonese
WEIGHT	Weighting factor assigned to record, based on age range and ACS 2014 five year estimate for 94501 and 94502

## **D. VERBATIM COMMENTS**

## VERBATIM COMMENTS

### Additional comments or suggestions

IM VERY CONCERNED ABOUT THE BIKES THAT RIDE IN THE CAR LANES LEAVING THE FERRY TERMINAL, THERE IS AN EXISTING PATHWAY FOR WALKING AND ITS WIDE ENOUGH FOR BIKES. BIKE RIDERS DON'T USE THAT AND USE THE STREET CAR LANES. THERE ARE POT HOLES IN THE STREET THAT MAKE IT REAL EASY TO VEER OFF COURSE AND CLIP A BIKE AT SOME POINT. THE WEBSTER TUBE IS EXTREMELY CONGESTED AND CAN'T STAND ANYMORE GROWTH OR YEARS SOMETHING IS GOING TO GIVE, ITS TIME TO ADD A BRIDGE OR A WHOLE NEW TUBE COMPLEX OR SOMETHING.

I DO RIDE A BIKE FOR RECREATION AND THE BIKE LANES ARE MAKING IT LESS SAFE RATHER THAN SAFER.

IMPROVEMENT WITH CONNECTING TO ASSISTING SERVICES WOULD BE BENEFICIAL.

AROUND TEN YEARS AGO THE CITY OF ALAMEDA HAD A CHANCE TO USE ALREADY LAID RAIL LINES WHEN THE NAVY BASE CLOSED AND THEY DECIDED TO PASS ON IT. I WISH THEY WOULD NOT HAVE PASSED AND WE WOULD ALREADY HAVE A RAIL SYSTEM.

IT SEEMS LIKE THE BUS TO BART HAS A DRIVER SHORTAGE FOR THIS ROUTE. THE BUSES DO NOT COME ON SCHEDULE. IT WOULD BE HELPFUL TO REDESIGN THE 511 APP. IT SHOULD INCLUDE AN INTEGRATED MAP AND SCHEDULES

AS FOR BART IN ALAMEDA, IT DEPENDS ON THE LOCATION. THE NAVY BASE MIGHT BE A GOOD SITE.

JUST ALWAYS WISHING THERE WERE MORE FERRIES RUNNING DURING THE COMMUTE HOUR AND IT WOULD BE MORE CONVENIENT TO TAKE THE FERRY FROM HARBOR BAY.

IM A BIG WALKING ADVOCATE, ESPECIALLY FOR OLDER PEOPLE. I CAN'T RIDE A BIKE, SO I HOPE THAT WHATEVER IS DONE, THE SAFETY OF PEDESTRIANS AND THEIR ABILITY TO WALK TO DESTINATIONS, IS UPHELD.

I THINK BIKING IS THE WAY TO GO BECAUSE THERE ARE NOT ANY HILLS IN ALAMEDA, IF THEY CAN MAKE IT MORE CONVENIENT OR MORE COMFORTABLE BY FIXING THE POTHOLES AND STREET SWEEPING.

FREE SHUTTLE WOULD HAVE TO STOP ON THE EAST END BY MY HOUSE. I CERTAINLY WOULD NOT TAKE A BUS OVER TO THE WEST END JUST TO TAKE ADVANTAGE OF THE FREE SHUTTLE.

FOR ME TO SUPPORT A BART STATION IN ALAMEDA WOULD DEPEND ON ITS LOCATION AND ON WHAT AREA IT WOULD SERVE. THOSE ARE KEY POINTS. SOMETIMES, ON SANTA CLARA ST. AND ON BROADWAY ST. THE BUSES COME TWO OR THREE AT ONCE, AND THEN WE HAVE TO WAIT 15-20 MINUTES FOR THE NEXT ONE. IS THAT A DISPATCHER PROBLEM, OR ARE THEY LATE? WHEN AN OLDER PERSON IS SHORT SOME CENTS TO BUY AN EASY PASS, SOME DRIVERS GET VERY UPSET AND ACT RUDE. WHEN CALLING TO MAKE A COMPLAINT, THE TELEPHONE RECORDING JUST KEEPS REPEATING DIFFERENT OPTIONS TO DIAL AND WE NEVER GET TO SPEAK TO ANYONE.

THEY ARE BUILDING A LOT OF EXTRA HOMES AND THERE'S NOT ENOUGH SPACE

I WISH THEY WOULD RETURN THE BUENA VISTA BUS

MOST OF THE REALTORS IN ALAMEDA ARE AGAINST ALL THESE DEVELOPMENTS. IT CREATES MORE CONGESTION WITH THE PEOPLE. WE DON'T NEED ANY MORE BIKE LANES. CENTRAL IS TURNING FROM A FOUR LANE ROAD INTO A TWO LANE STREET BY PUTTING IN BIKE LANES. IT'S A TOTAL DISASTER RIGHT ON THE SHORELINE.

MY NEIGHBORS AND I ARE VERY UPSET AT THE NEW BIKE LANES AT SOUTHSORE. THIS IS A MESS FOR TRAFFIC AND PARKING.

I DO THINK THE TRAFFIC IS OUR BIGGEST PROBLEM. IT TAKES TOO LONG TO GET TO THE SHOPPING CENTER. THERE ISN'T ENOUGH LANES SO THE TRAFFIC GETS TO A COMPLETE STANDSTILL. THE LIGHTS (SIGNALS) ARE NOT ADJUSTED RIGHT.

---

I WOULD LOVE TO HAVE A BART STATION IN ALAMEDA. AND I DON'T MIND PAYING A SALES TAX BECAUSE EVERYBODY PAYS. I DON'T AGREE WITH A PROPERTY TAX BECAUSE THAT'S NOT FAIR FOR OWNERS.

---

IF I FELT SAFER RIDING MY BICYCLE DOWN NARROW STREETS, OR BUSY INTERSECTIONS, OR WHERE I DIDN'T HAVE TO WORRY ABOUT PEOPLE OPENING THEIR CAR DOORS, I WOULD RIDE MY BIKE MORE. I LIVE ACROSS THE STREET FROM TRADER JOES, AND I DRIVE THERE BECAUSE I CAN'T CARRY ALL MY BAGS OF GROCERIES AT ONCE. I DO LOVE ALAMEDA FOR ALL THE OPTIONS THEY DO CURRENTLY HAVE FOR TRANSIT. THIS IS A GREAT SURVEY, I DO NOT USUALLY DO SURVEYS.

---

AS A DRIVER I REALLY HATE THE BIKE LANES ON SHORELINE. IT MAKES DRIVING MORE TREACHEROUS.

---

ANOTHER EXIT OUT OF ALAMEDA

---

I THINK THE SURVEY COULD HAVE BEEN LAID OUT A LITTLE DIFFERENTLY. I WANTED TO KNOW MORE SPECIFICS.

---

DO NOT ADD MORE BIKE LANES ON CENTRAL AVE, LIKE YOU DID ON SOUTHSORE.

---

ADD NUMBERS SUCH AS HOW MUCH WILL TAXES INCREASE ON THE TAX QUESTIONS.

---

INCREASE BIKE SAFETY AWARENESS. DO NOT TAMPER WITH EXISTING ROADS OR TRANSIT. HAVING BART WOULD BE GOOD, JUST DEPENDS WHERE YOU WOULD PUT

---

I THINK ALAMEDA IS CLOSE ENOUGH TO SAN FRANCISCO AND THAT THE PROBLEM IS THAT IT SHOULD BE MADE MORE EASILY ACCESSIBLE.

---

I HOPE THE PLANNING DEPT. IS NOT THINKING OF DOING TO CENTRAL WHAT THEY DID TO SHORELINE. THAT WOULD BE HORRIFIC AND WOULD RUIN IT. I ALSO WISH THEY WOULD UNDO WHAT THEY DID TO SHORELINE. IT'S SUCH A TRAVESTY! ALAMEDA RESIDENTS USE TO HAVE SCENERY SUCH AS THE WATER, BOATS, TREES, AND BLUE SKIES. NOW, INSTEAD WE HAVE CARS. A LONG, NEVER-ENDING ROW OF CARS. PLEASE DON'T MESS AROUND WITH CENTRAL.

---

IT IS DIFFICULT CONNECTING TO BART FROM AC TRANSIT 20 AND 51A. IN COLD WEATHER, I OFTEN MUST TAKE A TAXI BECAUSE THE AC TRANSIT IS LATE. DRIVERS AND PASSENGERS SHOULD BE MORE RESPECTFUL OF THE ELDERLY AND DISABLED. MAYBE A SPECIAL CLIPPER WOULD ALLOW THE ELDERLY AND DISABLED TO GET A SEAT PRIORITY. STROLLERS AND CARTS ARE A SAFETY PROBLEM AND SHOULD BE IN THE BACK OF THE BUS. MAYBE THERE COULD BE AN EXTRA CHARGE FOR EXCESSIVE BAGS AND CARTS. THE W AND O BUSES TO SAN FRANCISCO ARE UNCOMFORTABLE AND TOO CROWDED.

---

I AM 77 YEARS OLD AND NEED A CAR TO GET AROUND. THERE IS NO FREEWAY NEAR BAY FARM. I CANNOT USE THE BUS TO GROCERY SHOP SINCE I AM NOT ABLE TO CARRY THE GROCERIES ON MY OWN.

---

GLAD TO HEAR ABOUT BART AND THE NEW PLANS

---

I LIVE ON BAY FARM AND THE CONGESTION IS BAD ON ISLAND DRIVE.

---

EXTEND THE BIKE LANE AROUND THE ISLAND. DO SOMETHING WITH THE NAVY BASE, ITS AN EYESORE NOT BEING USED.

---

I HAVE AN ELECTRIC CAR, AND I REALLY LOVE THAT THE ELECTRIC COMPANY GIVES ME A DEAL ON MY ELECTRICITY BILL. THANK YOU.

---

THE TRAFFIC AROUND THE NEA SCHOOL IS A MESS, BOTH IN THE MORNING AND AFTERNOON. THERE IS A DRIVEWAY BETWEEN THE SCHOOL AND THE STOPLIGHT. PEOPLE PULL IN THERE TO DROP KIDS OFF AND THEY HOLD UP TRAFFIC PULLING IN AND OUT. THEY SHOULD BLOCK OFF THAT DRIVEWAY AND HAVE THEM GO DOWN TO THE CORNER TO DROP OFF KIDS.

---

DON'T BUILD THE BART STATION ON MY SIDE OF TOWN. I DON'T WANT THE CRIME THAT COMES WITH IT.

---

I THINK IT IS UP TO THE PEOPLE IN THE CITY OF ALAMEDA TO MOTIVATE THEMSELVES TO TAKE PUBLIC TRANSIT OR OTHER ALTERNATIVES TO DRIVING. IT IS NOT THE CITY OF ALAMEDA'S RESPONSIBILITY OR JOB TO TRY AND GET THEM TO DO THAT.

---

I THINK THAT ANYTHING THAT INVOLVES NEW TAXES DOES NOT NEED TO GO FORWARD, BECAUSE THEY DO NOT HANDLE THE MONEY THEY MAKE FROM THE TAXES CORRECTLY AS IT IS.

---

---

GETTING OFF AND ON THE ISLAND DURING RUSH HOUR IS THE NUMBER ONE TRANSPORTATION PROBLEM IN ALAMEDA. IT IS INCONVENIENT TO DRIVE TO THE FERRY AND FIND PARKING. THERE IS A BUS TO BART BUT NOT EVERYONE HAS ACCESS TO IT, SPECIFICALLY SENIORS. BART AND MORE FREQUENT FERRIES ARE DEFINITELY NEEDED. ALAMEDA IS VERY PRO-DEVELOPMENT BUT TRAFFIC ISSUES SHOULD HAVE BEEN ADDRESSED BEFORE BUILDING. GETTING OFF AND ON THE ISLAND TRAFFIC HAS WORSENERED OVER THE THREE YEARS SINCE I HAVE LIVED IN ALAMEDA.

---

MY NEEDS HAVE CHANGED SINCE RETIREMENT. I USED TO TAKE THE BUS TO WORK. NOW I DRIVE TO MAKE SHORT TRIPS, SUCH AS TO THE GROCERY STORE. THE TRAFFIC MOVES TOO FAST, ESPECIALLY NEAR NEW BUILDINGS WHERE PEOPLE ARE COMMUTING TO WORK IN THE MORNING AND AFTERNOON. EVEN WHEN THE SPEED LIMIT IS POSTED AT 25 MPH, PEOPLE DRIVE TOO FAST. BIKE SAFETY IS A HUGE ISSUE NEAR POPULAR SHOPPING AREAS. THE BAY FARM BRIDGE IS A HUGE TRAFFIC ISSUE, THE NEW BUILDINGS CONTRIBUTE TO WORSENERED TRAFFIC CONDITIONS. THE BART WOULD BE A GREAT ADDITION TO ALAMEDA, BUT WHERE TO PUT IT? I THINK BART WOULD WORK BEST AT ALAMEDA POINT OR BAY FARM. BART WOULD NEED PARKING. I USED TO BE ABLE TO FIND PARKING ON WEBSTER AND PARK STREETS, BUT IT IS DIFFICULT TO PARK ON THOSE STREETS OVER THE LAST FEW YEARS. SHUTTLES WOULD BE NICE, BUT PEOPLE SHOULD HAVE TO PAY A SMALL FEE.

---

I THINK THERE NEEDS TO BE A BETTER WAY TO GET TO THE FERRY, BECAUSE PARKING AT THE FERRY STATION IS AWFUL.

---

I WOULD NOT MIND HIGHER TAXES IF THEY ARE A SMALL AMOUNT; OTHERWISE, I WOULD MIND THEM.

---

BASICALLY MAKE TRAFFIC FLOW EASIER. DON'T BUILD ANY NEW HOUSING ON THE ISLAND AND CERTAINLY NOT ANY LOW INCOME HOUSING - IT ONLY BRINGS TROUBLE. THERE ARE TOO MANY PEOPLE ON THE ISLAND. I WATCHED THE CITY OF ANTIOCH DO THIS TO THEMSELVES A FEW YEARS BACK. NOW, NOBODY WANTS TO LIVE THERE, EXCEPT THE PEOPLE WHO ARE STUCK THERE. DON'T DO THAT TO ALAMEDA.

---

I FEEL THERE IS ALREADY ENOUGH TAXES GOING TO THE CITY AND THEY NEED TO MANAGE IT BETTER. TOO MUCH MONEY IS WASTED EACH YEAR TO USE UP THE BUDGET SO THAT MORE CAN BE REQUESTED THE NEXT YEAR. I KNOW COUNTRIES WHERE PEOPLE GET MONEY BACK, BECAUSE THE MONEY WAS NOT NEEDED BECAUSE THE TAXES WERE USED MORE EFFICIENTLY.

---

I KNOW QUITE A FEW PEOPLE IN ALAMEDA WHO WORK IN SAN FRANCISCO. THEY GET OFF WORK QUITE LATE. THEY CATCH THE BUS TO ALAMEDA, IT IS LATE AND THEY HAVE A LONG WALK HOME. IT CAN BE UNSAFE AND TAKES A LONG TIME-- THEY CANNOT TAKE BIKES WITH THEM TO SAN FRANCISCO EASILY BECAUSE THEY WORK IN RESTAURANTS AND LATE JOBS. THEIR ONLY ALTERNATIVE IS TO USE UBER BECAUSE IT TAKES THEM DIRECTLY HOME, BUT IT IS EXPENSIVE AND UNSAFE. THEY WOULD TAKE PUBLIC TRANSPORTATION IF THEY THOUGHT IT WAS SAFER. MAYBE AC TRANSIT COULD HAVED A SMALL FLEET OF SHUTTLES TO HELP THESE WORKERS GET FROM THE BART STATIONS.

---

MY MAIN THING IS THAT THE CITY OF ALAMEDA, IF THEY ARE GOING TO DO MORE BUILDING OF HOMES AND DEVELOPMENT, NEEDS TO, AT THE SAME TIME, PLAN FOR ACCESS ON AND OFF THE ISLAND, EVEN IF IT'S A BART STATION.

---

I WOULD SUPPORT HIGHER SALES TAX BUT DO NOT SUPPORT HIGHER PROPERTY TAXES. THIS IS NOT FAIR TO HOME OWNERS. RENTERS SHOULD PAY THEIR FAIR SHARE OF TAXES FOR THINGS THAT BOTH RENTERS AND HOME OWNERS BENEFIT FROM USING.

---

THE BEST BET FOR ME IN ALAMEDA WOULD BE A CABLE CAR FROM THE FERRY TERMINAL IN ALAMEDA TO THE WEST OAKLAND BART STATION. IT WOULD MINIMIZE THE TRAFFIC-- AND THERE WOULD BE SPACE FOR PARKING, IT WOULD BE CHEAP AND HAVE THE LEAST BAD EFFECT ON THE ENVIRONMENT.

---

I THINK THE PROBLEM IS LESS ABOUT THE TRANSIT IN PLACE, BUT MORE ABOUT THE GROWING POPULATION IN ALAMEDA.

---

FIND A WAY TO GET THE KIDS TO SCHOOL WITHOUT THE PARENTS DRIVING THEM. THAT'S WHERE MOST OF THE CONGESTION COMES FROM. GET THEM A BUS OR SOMETHING.

---

I STRONGLY OPPOSE WHAT THEY DID ON SOUTH SHORE DRIVE, ADDING THE LANE FOR BIKES. THEY TOOK AWAY PARKING. FOR DRIVING, IT'S NARROWER. IT'S MORE DANGEROUS FOR DRIVERS. IT WAS UNNECESSARY, BECAUSE THEY ALREADY HAD A PAVED ROAD FOR BIKES AND PEDESTRIANS. NOW IT'S HARDER FOR DRIVERS TO SEE PEDESTRIANS CROSSING.

---

---

I HAVE SEEN DRIVERS BECOME MORE CARELESS AND NOT ABIDE BY THE LAW, SUCH AS STOPPING AT CROSSWALK LINES. DRIVERS ARE MOVING FASTER. I HAVE SEEN A LOT OF MISTAKES YOUNG PEOPLE ARE MAKING BY DRIVING TOO FAST AND NOT STAYING WITHIN THE BIKE LANES. THERE IS A LOT OF TRAFFIC AROUND WOOD STREET, CARS DRIVING TOO FAST. THERE IS NOT ENOUGH PARKING AVAILABLE, ESPECIALLY AROUND GRAND. USING BIKES IS A GREAT OPTION, BUT THERE NEEDS TO BE BIKE LOCKERS FOR PEOPLE TO STORE THEIR BIKES SAFELY.

---

I LIKE TO TAKE BART TO THE SOCIAL SECURITY OFFICE IN OAKLAND BUT HAVE TO DO SO IN THE MORNING OR EVENING WHEN BART TRAINS RUN MORE FREQUENTLY. DURING THE DAY, THE WAIT IS TOO LONG. I TAKE BART TO SAN FRANCISCO AND DOWNTOWN OAKLAND AND LIKE RIDING BART. BUSES SHOULD RUN MORE OFTEN, DURING THE DAYTIME THERE IS A LONG WAIT FOR THE BUSES IN THE SOUTHSHORE AREA.

---

I CAN'T IMAGINE BART WOULD BE REROUTED TO ALAMEDA. MAYBE A STREETCAR LINE COULD CONNECT TO THE BART.

---

I AM CONCERNED ABOUT PLANS TO END THE ESTUARY SHUTTLE SERVICE. THERE ARE NOT MANY SAFE WAYS TO GET FROM THE WEST END OF ALAMEDA TO OAKLAND, RIDING ONE'S BIKE.

---

I THINK THIS IS A VERY IMPORTANT ISSUES FOR THE CITY. I THINK WE CAN INCREASE LOCAL SERVICES AND BUSINESSES BY UTILIZING THE FREE SHUTTLE. THE SHUTTLE SHOULD ALSO GO TO AND FROM BART TO THE HARBOR BAY BUSINESS PARK. THE BUSINESSES COULD SUPPLEMENT COSTS FOR THE SHUTTLE.

---

I WORK IN REAL ESTATE AND MUST USE MY CAR TO GET TO CLIENTS AND SHOW HOUSES.

---

CITY SHOULD PUT CHARGING STATIONS FOR ELECTRICAL CARS

---

I WOULD APPRECIATE IF THEY COULD INCLUDE IN THE SURVEY THINGS ABOUT ELECTRIC POWERED CARS. IT SEEMS LIKE ITS PROMOTING WALKING AND BIKING, AND I WANT CARS INCLUDED AS PART AS THE TRANSPORTATION. USING ELECTRIC WOULD HELP KEEP ALAMEDA GREEN.

---

I FEEL IT IS BAD TO GO AFTER HOUSING TAXES. THE CITY NEEDS TO FIND ANOTHER WAY TO PAY FOR THIS

---

I AM A SUPPORTER OF GROWTH, BUT I DON'T BELIEVE ALAMEDA ITSELF HAS THE TRANSPORTATION INFRASTRUCTURE TO SUPPORT THE POPULATION GROWTH WE ARE SEEING.

---

A BUS IS BADLY NEEDED TO GO TO THE TARGET STORE ON WEBSTER ST BEHIND THE TUNNEL. ALSO, WE NEED BUSES TO RUN MORE OFTEN.

---

I AM ON THE TRANSPORTATION COMMITTEE AT WORK, AND I THINK ITS GREAT THAT THEY ADDED THE BUS ROUTES ON SHORELINE. I APPRECIATE THAT THEY DID THAT. THEY MAY WANT TO ADD SOME OF THE BARRICADES ALONG THE STREET FOR THE BICYCLE RIDERS. BUT THERE ARE A LOT OF SENIOR CITIZENS IN ALAMEDA AND THE GREEN THING IS GREAT, BUT, LETS FACE IT, SENIORS ARE NOT GOING TO BE RIDING BIKES, SO MORE BIKE LANES WOULD BE A WASTE.

---

FEEL REALLY SAFE IN THE COMMUNITY

---

COMMUTING IS GOING GREAT

---

MORE TRANSIT FROM AND TO THE FERRY TERMINAL AT THE BASE.

---

IF YOU GO DOWN TO HARBOR WAY PARK WAY AND YOUR CAR BREAKS DOWN AND YOU DON'T HAVE INSURANCE, YOU LOSE YOUR CAR. THERE'S NO PARKING. ITS NOT AUTO FRIENDLY AT ALL. IF IT BREAKS DOWN AND YOU PULL ON PRIVATE PROPERTY THEY COULD HAVE IT TOWED. IF YOU LEAVE IT ON THE STREET THE COPS WILL TOW IT.

---

IF A BART STATION WERE TO BE BUILT, THERE WOULD NOT BE PARKING FOR IT. I DON'T THINK THERE SHOULD BE BICYCLES ALLOWED; THEY DON'T RESPECT THE OTHERS USING THE ROAD.

---

BUILD ANOTHER BRIDGE OR TUNNEL.

---

ACCORDING TO BART, A BART STATION IN ALAMEDA IS NOT POSSIBLE. I FEEL THIS QUESTION IS SILLY TO INCLUDE IN THE SURVEY BECAUSE IT IS MISLEADING. PEOPLE WILL THINK A BART STATION IN ALAMEDA IS POSSIBLE.

---

---

FREE SHUTTLES SHOULD HAVE LATER HOURS.

---

I USE THE AC TRANSIT BUSES 51 OR THE O AND LIKE THOSE BUS SERVICES. THERE NEEDS TO BE MORE BUSES AVAILABLE FOR THE STUDENTS. I AM CONCERNED WITH SHUTTLES THAT THE ELDERLY CURRENTLY USE. THERE IS FEAR THAT THE SHUTTLES WILL BE DISCONTINUED. WHEN THE RETIRED COMMUNITY CANNOT AFFORD TO PAY FOR BUSES, THEY NEED A WAY TO GET TO STORES, ETC. BIKE LANES CAUSE MORE TROUBLE THAN THEY ARE WORTH. THERE IS HORRIBLE AVAILABLE PARKING NEAR PARK STREET AND THE ELK'S CLUB. MANY TIMES I HAVE HAD TO PARK 3-6 BLOCKS AWAY AND THAT IS JUST TOO FAR. SOUTHSORE AREA THERE IS DIFFICULT PARKING AS WELL. WHEN THE ANTIQUE SHOW COMES TO ALAMEDA, THERE IS HORRIBLE TRAFFIC, IT TAKES ONE HOUR TO GET THREE BLOCKS.

---

I LIKE TO DRIVE WITHIN ALAMEDA AND LIKE TO TAKE TRANSIT WHEN LEAVING ALAMEDA.

---

I NEVER THOUGHT I'D MISS THE NAVY, BUT AT LEAST PEOPLE COULD GET PLACES WHEN THEY WERE HERE AND WE DIDN'T HAVE STUPID CRAP LIKE BIKE LANES.

---

I REALLY LIKE THE IDEA OF FREE SHUTTLES IN ALAMEDA INSTEAD OF AC TRANSIT, EXCEPT I DON'T WANT TO SPONSOR THEM BY PAYING A TAX FOR THEM.

---

IF THEY BUILT A BART STATION IN ALAMEDA THAT WOULD CHANGE A LOT OF MY ANSWERS ON THIS SURVEY!

---

MAKE HOUSING CHEAPER. PEOPLE ARE WANTING TO MOVE

---

I DON'T UNDERSTAND WHY YOU BROUGHT THE TOWN CENTER INTO THE MIDDLE OF THE CITY. EVERYBODY HAS TO GO THROUGH THERE, THE TRAFFIC IS AWFUL. KNOB HILL SHOULD BE WHERE THE TOWN CENTER IS. BUT I GUESS IT'S TOO LATE NOW. THERE IS CURRENTLY NOT ENOUGH PARKING, PLEASE DO NOT MAKE THAT PROBLEM WORSE.

---

I'VE LIVED IN THIS TOWN FOR ALL MY LIFE AND THE TOWN IS DETERIORATING. CHANGES ARE ALL FOR BIKES AND BUSES. THEY THINK PEOPLE ARE NOT GOING TO DRIVE BECAUSE THEY HAVE BIKES AND BART. IT'S NOT FAIR TO PENALIZE CAR DRIVERS BECAUSE WE ARE THE MAJORITY. ALAMEDA TAXES ARE EXTRAORDINARILY HIGH AND THE TOWN IS GETTING OVERPOPULATED. IT'S A LITTLE TOWN, BUT THEY ARE BUILDING WITHOUT PARKING FACILITIES. IT'S A PROBLEM TO GO DOWN THE STREET WHEN PARENTS ARE DROPPING OFF KIDS AT SCHOOL. THEY DO NEED TO LOOK AT ROADS, BUT AT MAKING WIDER ROADS AND BETTER SIGNALS. I'M NOT A BIG BIKER ANYMORE BECAUSE I'M OLDER, BUT I BIKED EVERYWHERE WHEN I WAS YOUNG. I DIDN'T NEED ALL THIS SPACE TO BIKE. INSTEAD OF PUTTING PARKING WHERE IT MAKES SENSE, SOUTHSORE, WHERE THE BEACH IS, HAD A CAR LANE GOING AND COMING. THE APARTMENTS HAVE TO PARK IN MIDDLE OF STREET. THEY COULD HAVE TAKEN IT OUT OF THE BERM AT THE BEACH. IT'S A DANGER WHEN DOORS OPEN AND CLOSE. I DON'T THINK IT WILL MAKE PEOPLE GO TO BART. ALTHOUGH TWO CARS IS MORE THAN ENOUGH FOR TWO PEOPLE, MANY PEOPLE HAVE MORE.

---

I USED TO BIKE BUT BROKE MY ANKLE BEFORE LAST LABOR DAY. I HOPE TO BIKE AGAIN SOON. I HOPE THEY DON'T TAKE AWAY PARKING PLACES FOR BIKES THOUGH BECAUSE I NEED THE SPACE TO PARK WITH MY HANDICAPPED STICKER SO I DON'T HAVE TO WALK FAR. IT IS HARD FOR PEOPLE IN CENTRAL ALAMEDA TO GET TO THE FERRIES. THIS IS A FAMILY-ORIENTED COMMUNITY IN ALAMEDA, AND WE DON'T NEED A LOT OF PUBLIC TRANSPORTATION RUNNING ALL THROUGH IT. I HAVE A CHILD WHO IS A COLLEGE STUDENT LIVING AT HOME. ALL OF THE SCHOOLS HAVE MAJOR TRAFFIC PROBLEMS. I OCCASIONALLY PICK UP OTHERS ON MY WAY TO WORK, BUT MOSTLY DRIVE ALONE.

---

I LIVE NEAR HARBOR BAY WHERE SCHOOL TRAFFIC IS A MAJOR PROBLEM.

---

I STRONGLY DISAGREE WITH THE CITY PLANNERS THAT ARE APPROVING ALL THE NEW HOUSING. THERE IS TOO MUCH DENSITY AND THE TRAFFIC CAN'T TAKE IT. NO MORE NEW HOUSING PROJECTS, PLEASE.

---

I THINK THERE SHOULD BE SHUTTLES OR BUSES FOR THE MAJOR EMPLOYERS IN THE ALAMEDA AREA. I DON'T KNOW WHO WOULD PAY FOR THE BUSES, BUT THE EMPLOYEES WOULD APPRECIATE IT. I THINK THAT THERE ARE ENOUGH PEOPLE LIVING IN ALAMEDA WHO COULD BENEFIT FROM THESE BUSES.

---

NO BART STATION!

---

BUSES ARE TOO LARGE WITH NO ONE EVER IN THEM. PEOPLE SHOULD BUY SMALLER CARS

---

---

MIGHT BE MORE IN FAVOR OF A SALES TAX OVER A PROPERTY TAX FOR FUNDING A LOCALLY-SPONSORED FREE SHUTTLE-- BUT I BELIEVE WE ARE ALL OVER TAXED NOW!

---

I HAVE AN AUNT IN ALAMEDA WHO USES PARATRANSIT. SHE DOESN'T USE IT TOO OFTEN BECAUSE THERE IS TOO MUCH WAITING INVOLVED WITH OAKLAND PARATRANSIT. I WOULD LIKE TO SEE AN ALAMEDA BASED PARATRANSIT.

---

I DRIVE TO WORK IN OAKLAND BUT HAVE THE FLEXIBILITY TO WORK FROM HOME; SO IT HELPS WITH THE TRAFFIC CONGESTION FOR ME.

---

NEED MORE BIKING.

---

I DON'T SUPPORT ANYTHING GOING ON WITH MY PROPERTY TAXES!

---

I DON'T SUPPORT ANY OF THIS BIKE LANE STUFF YOU'RE TRYING TO DO WITH MY CITY.

---

FOR PEOPLE LIKE ME WHO HAVE TO DRIVE TO WORK, I FEEL LIKE WE NEED TO BE ACCOMMODATED. ALAMEDA NEEDS TO ADD ANOTHER BRIDGE OR ANOTHER TUBE AT WEBSTER, PARK, AND HIGH STREETS. ALAMEDA NEEDS TO ADD MORE ON AND OFF RAMPS AT WEBSTER, PARK, AND HIGH STREETS, SO PEOPLE WHO HAVE TO TAKE A CAR IN TO WORK CAN COMMUTE OUT OF AND INTO ALAMEDA WITH LESS TRAFFIC CONGESTION.

---

I WOULD LOVE TO HAVE BUSES RUN MORE OFTEN. I THINK THE TRANSIT SYSTEM IS PRETTY AWESOME IN ALAMEDA.

---

HIGHER TAXES WOULD AFFECT LOW INCOME PEOPLE LIKE US, SO WE DON'T WANT HIGHER TAXES.

---

ALAMEDA BUSES RUN LATE VERSUS OAKLAND'S BUS SERVICE IS WONDERFUL.

---

ITS VERY IMPORTANT THAT THEY HAVE A WAY TO GET OFF THE ISLAND IF YOU ARE WALKING OR BIKING. ALSO, THEY ARE BUILDING ALL KINDS OF NEW HOMES ON THE WEST END AND I DON'T SEE THE CITY DOING ANYTHING TO ACCOMMODATE THE ADDITIONAL TRAFFIC THIS WILL BRING. I THINK MOST OF THOSE PEOPLE IN THE NEW HOMES WORK OUTSIDE THE CITY AND THIS WILL CONTRIBUTE TO THE ALREADY HORRIBLE COMMUTE OFF THE ISLAND.

---

THE FERRY STATIONS DO NOT CONNECT WITH BUS LINES. WHEN OFF BOARDING THE FERRY, THERE IS A LONG WAIT FOR A BUS TO LEAVE THE FERRY TERMINAL. BART CONNECTIONS ARE BETTER THAN FERRY CONNECTIONS. MY WIFE TAKES AC TRANSIT ON THE WAY TO WORK AND IT IS FINE. ON HER RETURN TRIP HOME, THE TRACKER IS OFF AND SHE OFTEN HAS TO RUN FOR BUSES. THERE NEEDS TO BE POLICING AT SCHOOL DROP OFFS AND AT MAJOR CROSSWALKS. ALL OF THE MAJOR STREETS HAVE CONGESTION AND DRIVERS ARE NOT CAREFUL AROUND THE CHILDREN WALKING ACROSS STREETS. HIGH AND BROADWAY STREETS ARE ESPECIALLY DIFFICULT TO CROSS IN THE MORNINGS. BUSES SHOULD HAVE RIGHT OF WAYS ON THE BRIDGES COMING INTO AND OUT OF ALAMEDA TO HELP ALLEVIATE TRAFFIC. FREE SHUTTLES WOULD WORK WELL IN ALAMEDA WHEN CONNECTING TO THE FERRIES. PEOPLE SHOULD NOT HAVE TO WAIT LONG BETWEEN FERRY ARRIVAL AND SHUTTLE PICK UP, THE SCHEDULES SHOULD BE COORDINATED. ALAMEDA IS FLAT AND BIKING WOULD BE A GREAT ASSET HERE, GREAT FOR FAMILIES AND TRAVELERS. IT IS ONE OF THE REASONS PEOPLE WANT TO LIVE IN ALAMEDA.

---

I THINK THAT THERE IS NOT ENOUGH PARKING IN ALAMEDA. THERE HAS BEEN A GREAT INFLUX OF PEOPLE MOVING INTO ALAMEDA AND THERE IS NO PARKING FOR THEM. ON PARK STREET, I'VE SEEN MANY INCIDENTS WITH BIKE RIDERS AND CAR DRIVERS WHERE THE BIKE RIDERS WERE AT FAULT. THE BIKERS CROSS IN FRONT OF THE CARS AND USE SIDEWALKS INSTEAD OF THE BIKE LANES. DRIVERS ARE NOT LOOKING OUT FOR PEDESTRIANS. I HAVE KNOWN OF PEDESTRIANS GETTING HIT BY CARS WHILE IN THE CROSSWALKS AROUND PARK STREET. USING TAXES FOR SHUTTLES MAY NOT BE FAVORABLE FOR OLDER, RETIRED RESIDENTS, BUT YET SHUTTLES WOULD HELP OUT PARENTS AND STUDENTS. I USE THE TRANSBAY BUS AND HAVE TAKEN THE FERRY IN THE AFTERNOONS AND THAT WORKS WELL FOR ME.

---

THEY SHOULD HAVE BART IN ALAMEDA

---

I SUPPORT LESS HOUSING DEVELOPMENTS AND LESS CONGESTION IN THE CITY OF ALAMEDA. I DO NOT WANT ANY MORE BIKE LANES IN THE CITY OF ALAMEDA.

---

I THINK THAT IT WOULD BE A GOOD IDEA FOR STUDENTS TO HAVE OPTIONS ON HOW THEY GET TO SCHOOL. RATHER THAN BEING DROPPED OFF BY CAR, THEY SHOULD BE ABLE TO WALK OR BIKE.

---

---

I DO NOT USE TRANSIT OR DRIVE DURING RUSH HOUR BECAUSE I AM RETIRED. ONE OF THE REASONS I MOVED TO ALAMEDA WAS BECAUSE IT WAS SAFE TO BIKE HERE. I THINK ALAMEDA DOES A GOOD JOB ALREADY OF PROVIDING BIKE LANES AND MAKING IT EASY TO RIDE A BIKE HERE. I AM 72 YEARS OLD AND STILL RIDE BIKES.

---

ALAMEDA IS A VERY WONDERFUL PLACE TO LIVE AND THEY HAVE NICE SHOPPING AREAS. I DON'T HAVE ANY PROBLEMS AT ALL.

---

GETTING A BUS FROM ALAMEDA IS DIFFICULT. THE ONLY COME EVERY HALF HOUR AND THAT IS NOT ADEQUATE. BART SUCKS. IT IS STINKY, CROWDED, AND HARD TO GET TO. I THINK THERE WAS ONCE A SHUTTLE FROM ALAMEDA (PERHAPS TO LANEY COLLEGE), BUT IT DID NOT LEAVE EARLY ENOUGH AND COULD NOT BRING ONE HOME. THERE IS NOT ENOUGH PARKING AT THE FERRY BUILDING. IT'S HORRIBLE. PEOPLE DID NOT THINK VERY WELL WHEN THEY BEGAN SO MUCH OF OUR CONSTRUCTION ON ALAMEDA. THEY ALSO DID NOT UNDERSTAND THAT NOT ALL WORKING PEOPLE CAN SWITCH TO USING A BIKE ALL THE TIME. THE TUBES ARE CONSTANTLY PACKED-- BACKED UP TO KINGDOM COME.

---